



## **STANBIC IBTC HOLDINGS PLC**

# **CONSOLIDATED AND SEPARATE FINANCIAL STATEMENTS FOR THE PERIOD ENDED 31 MARCH 2025**

**I.B.T.C. Place** Walter Carrington Crescent / P.O. Box 71707 Victoria Island Lagos Nigeria  
Telephone: +234-1- 4227000. +234-1- 4488900 Facsimile: 234-1- 2806998 [www.stanbicibtc.com](http://www.stanbicibtc.com)

**Stanbic IBTC Holdings PLC RC 1018051**

**Directors:** Olusola David-Borha (Chairman) Kunle Adedeji (Acting Chief Executive) F. Ajogwu (SAN) B. Manu M. Mohammed N. Nwuneli B. Omotowa N. Uwaje-Begho

**STANBIC IBTC HOLDINGS PLC**  
**UNAUDITED CONSOLIDATED AND SEPARATE INTERIM FINANCIAL STATEMENTS**

**31 MARCH 2025**

**Table of contents**

	<b>Page</b>
Consolidated and separate interim statements of financial position	1
Consolidated and separate interim statements of profit or loss	2
Consolidated and separate interim statements of other comprehensive income	3
Statement of changes in equity	4-5
Consolidated and separate statement of cash flows	6
Notes to the interim condensed consolidated financial statements	7-59
Risk management	60-63

# STANBIC IBTC HOLDINGS PLC

## Consolidated and separate interim statements of financial position as at 31 March 2025

Note	Group		Company		
	31 Mar. 2025 N'million	31 Dec. 2024 N'million	31 Mar. 2025 N'million	31 Dec. 2024 N'million	
<b>Assets</b>					
Cash and cash equivalents	6	2,109,005	2,245,312	6,204	7,867
Pledged assets	7	195,990	127,928	-	-
Trading assets	8	879,643	591,532	-	-
Derivative assets	9	62,527	124,129	-	-
Financial investments	10	1,238,953	1,085,256	1,107	1,085
Loans and advances	11	2,473,310	2,400,232	-	-
Loans and advances to banks	11	210,833	51,854	-	-
Loans and advances to customers	11	2,262,477	2,348,378	-	-
Other assets	12	327,759	236,044	19,057	19,113
Investment in subsidiaries		-	-	96,851	96,851
Reinsurance assets	14	1,139	1,051	-	-
Property and equipment	15	98,293	91,800	5,146	5,462
Right of use assets	17	8,015	6,763	844	556
Intangible assets	16	1,623	1,721	-	-
Deferred tax assets	13	222	324	-	-
<b>Total assets</b>		<b>7,396,479</b>	<b>6,912,092</b>	<b>129,209</b>	<b>130,934</b>
<b>Equity and liabilities</b>					
<b>Equity</b>		<b>755,756</b>	<b>670,648</b>	<b>109,721</b>	<b>114,155</b>
Equity attributable to ordinary shareholders		745,971	661,890	109,721	114,155
Ordinary share capital	18	6,479	6,479	6,479	6,479
Share premium	18	102,780	102,780	102,780	102,780
Reserves		636,712	552,631	462	4,896
Non-controlling interest		9,785	8,758	-	-
<b>Liabilities</b>		<b>6,640,723</b>	<b>6,241,444</b>	<b>19,488</b>	<b>16,779</b>
Trading liabilities	8	1,637,264	1,248,905	-	-
Derivative liabilities	9	3,378	61,850	-	-
Current tax liabilities		95,585	64,982	123	117
Deposits and current accounts	19	3,396,342	3,273,656	-	-
Deposits from banks	19	350,705	263,794	-	-
Deposits from customers	19	3,045,637	3,009,862	-	-
Other borrowings	20	409,971	417,589	-	-
Debt securities issued	21	109,274	112,697	-	-
Provisions	23	39,421	12,920	-	-
Other liabilities	22	940,387	1,036,021	19,365	16,662
Deferred tax liabilities	13	9,101	12,824	-	-
<b>Total equity and liabilities</b>		<b>7,396,479</b>	<b>6,912,092</b>	<b>129,209</b>	<b>130,934</b>



Kunle Adedeji  
Ag. Chief Executive/CFO  
FRC/2013/PRO/DIR/003/00000001137  
25 April 2025



Olatokunbo Lawal  
Financial Controller  
FRC/2014/PRO/ICAN/001/00000008536  
25 April 2025



Sola David-Borha  
Chairman  
FRC/2013/PRO/DIR/003/00000001070  
25 April 2025

The accompanying notes form an integral part of these financial statements.

# STANBIC IBTC HOLDINGS PLC

## Consolidated and separate interim statements of profit or loss for the period ended 31 March 2025

	Note	Group		Company	
		3 months 31-Mar-25 N'million	3 months 31-Mar-24 N'million	3 months 31-Mar-25 N'million	3 months 31-Mar-24 N'million
<b>Net interest income</b>		<b>149,890</b>	76,900	<b>(5)</b>	63
Interest income	28.1	180,471	115,803	22	66
Interest expense	28.2	(30,581)	(38,903)	(27)	(3)
<b>Non-interest revenue</b>		<b>53,124</b>	61,335	<b>1,242</b>	819
Net fee and commission revenue	28.3	60,287	41,685	1,224	801
Fee and commission revenue	28.3	63,774	44,566	1,224	801
Fee and commission expense	28.3	(3,487)	(2,881)	-	-
Income from life insurance activities	28.4	(765)	(546)	-	-
Net insurance service result before reinsurance contracts held	28.4	(2,844)	(613)	-	-
Net expense from reinsurance contracts held	28.4	56	(123)	-	-
Net insurance finance expenses	28.4	2,583	4,444	-	-
Fair value adjustments	28.4	(560)	(4,254)	-	-
Trading revenue	28.5	(6,974)	17,560	-	-
Other revenue	28.6	576	2,636	18	18
<b>Total income</b>		<b>203,014</b>	138,235	<b>1,237</b>	882
Net impairment write-back/(loss) on financial assets	28.7	3,449	(7,105)	-	-
<b>Income after credit impairment charges</b>		<b>206,463</b>	131,130	<b>1,237</b>	882
<b>Operating expenses</b>		<b>(90,048)</b>	(68,417)	<b>(5,665)</b>	(7,098)
Staff costs		(24,599)	(21,248)	(1,657)	(3,194)
Other operating expenses	28.8	(65,449)	(47,169)	(4,008)	(3,904)
<b>Profit before tax</b>		<b>116,415</b>	62,713	<b>(4,428)</b>	(6,216)
Income tax	28.9	(34,353)	(17,074)	(6)	(4)
<b>Profit for the period</b>		<b>82,062</b>	45,639	<b>(4,434)</b>	(6,220)
<b>Profit attributable to:</b>					
Non-controlling interests		1,026	928	-	-
Equity holders of the parent		81,036	44,711	(4,434)	(6,220)
<b>Profit for the period</b>		<b>82,062</b>	45,639	<b>(4,434)</b>	(6,220)
<b>Earnings per share</b>					
Basic /diluted earnings per ordinary share (kobo)	29	625	345	(34)	(48)

The accompanying notes form an integral part of these financial statements.

## STANBIC IBTC HOLDINGS PLC

### Consolidated and separate interim statements of other comprehensive income for the period ended 31 March 2025

	Group		Company		
	Note	3 months 31-Mar-25 N'million	3 months 31-Mar-24 N'million	3 months 31-Mar-25 N'million	3 months 31-Mar-24 N'million
<b>Profit for the period</b>		<b>82,062</b>	45,639	<b>(4,434)</b>	(6,220)
<b>Other comprehensive income</b>					
Items that will never be reclassified to profit or loss					
<b>Movement in fair value reserve (equity instruments):</b>		-	(4)	-	-
Net change in fair value		-	(4)	-	-
Related income tax		-	-	-	-
<i>Items that are or may be reclassified subsequently to profit or loss:</i>					
<b>Movement in debt instruments measured at fair value through other comprehensive income (OCI)</b>		<b>3,046</b>	(8,045)	-	-
Net change in fair value of financial assets at FVOCI		<b>2,799</b>	(7,245)	-	-
Realised fair value adjustments on financial assets at FVOCI reclassified to income statement		-	-	-	-
Expected credit loss on debt financial assets at FVOCI		<b>247</b>	(800)	-	-
Income tax on other comprehensive income		-	-	-	-
<b>Other comprehensive income for the period, net of tax</b>		<b>3,046</b>	(8,049)	-	-
<b>Total comprehensive income for the period</b>		<b>85,108</b>	37,590	<b>(4,434)</b>	(6,220)
<b>Total comprehensive income attributable to:</b>					
Non-controlling interests		<b>1,027</b>	706	-	-
Equity holders of the parent		<b>84,081</b>	36,884	<b>(4,434)</b>	(6,220)
		<b>85,108</b>	37,590	<b>(4,434)</b>	(6,220)

The accompanying notes form an integral part of these financial statements.

**STANBIC IBTC HOLDINGS PLC**

**Statement of changes in equity  
for the period ended 31 March 2025**

Group	Note	Ordinary share capital	Share premium	Statutory credit risk reserve	Fair value through OCI reserve	AGSMEIS reserve	Other regulatory reserves	Retained earnings	Ordinary shareholders' equity	Non-controlling interest	Total equity
		N'million	N'million	N'million	N'million	N'million	N'million	N'million	N'million	N'million	N'million
Balance at 1 January 2025		6,479	102,780	9,106	8,327	29,147	134,019	372,032	661,890	8,758	670,648
Total comprehensive income for the period					3,045		-	81,036	84,081	1,027	85,108
Profit for the period								81,036	81,036	1,026	82,062
Other comprehensive income after tax for the period		-	-	-	3,045	-	-	-	3,045	1	3,046
Net change in fair value on debt financial assets at FVOCI		-	-	-	2,798	-	-	-	2,798	1	2,799
Net change in fair value on equity financial assets at FVOCI		-	-	-	-	-	-	-	-	-	-
Realised fair value adjustments on financial assets at FVOCI		-	-	-	-	-	-	-	-	-	-
Expected credit loss on debt financial assets at FVOCI		-	-	-	247	-	-	-	247	-	247
Income tax on other comprehensive income		-	-	-	-	-	-	-	-	-	-
Transfer to statutory reserve		-	-	-	-	-	-	-	-	-	-
Transfer to AGSMIEIS		-	-	-	-	-	-	-	-	-	-
Transactions with shareholders, recorded directly in equity		-	-	-	-	-	-	-	-	-	-
Equity-settled share-based payment transactions		-	-	-	-	-	-	-	-	-	-
Increase in paid-up capital (bonus issue)		-	-	-	-	-	-	-	-	-	-
Dividends paid to equity holders		-	-	-	-	-	-	-	-	-	-
<b>Balance at 31 March 2025</b>		<b>6,479</b>	<b>102,780</b>	<b>9,106</b>	<b>11,372</b>	<b>29,147</b>	<b>134,019</b>	<b>453,068</b>	<b>745,971</b>	<b>9,785</b>	<b>755,756</b>
Balance at 1 January 2024		6,479	102,780	15,800	10,864	19,983	55,492	288,178	499,576	7,348	506,924
Total comprehensive income/(loss) for the period					(7,827)			44,711	36,884	706	37,590
Profit for the period								44,711	44,711	928	45,639
Other comprehensive income after tax for the period		-	-	-	(7,827)	-	-	-	(7,827)	(222)	(8,049)
Net change in fair value on debt financial assets at FVOCI		-	-	-	(7,023)	-	-	-	(7,023)	(222)	(7,245)
Net change in fair value on equity financial assets at FVOCI		-	-	-	(4)	-	-	-	(4)	-	(4)
Realised fair value adjustments on financial assets at FVOCI		-	-	-	-	-	-	-	-	-	-
Expected credit loss on debt financial assets at FVOCI		-	-	-	(800)	-	-	-	(800)	-	(800)
Income tax on other comprehensive income		-	-	-	-	-	-	-	-	-	-
Transfer to statutory reserves		-	-	-	-	-	-	-	-	-	-
Transfer to AGSMIEIS		-	-	-	-	-	-	-	-	-	-
Transactions with shareholders, recorded directly in equity		-	-	-	-	-	-	-	-	-	-
Equity-settled share-based payment transactions		-	-	-	-	-	-	-	-	-	-
Increase in paid-up capital (scrip issue)		-	-	-	-	-	-	-	-	-	-
Dividends paid to equity holders		-	-	-	-	-	-	-	-	-	-
<b>Balance at 31 March 2024</b>		<b>6,479</b>	<b>102,780</b>	<b>15,800</b>	<b>3,037</b>	<b>19,983</b>	<b>55,492</b>	<b>332,889</b>	<b>536,460</b>	<b>8,054</b>	<b>544,514</b>

The accompanying notes form an integral part of these financial statements.

**STANBIC IBTC HOLDINGS PLC**

**Statement of changes in equity  
for the period ended 31 March 2025**

<b>Company</b>	<b>Ordinary share capital N'million</b>	<b>Share premium N'million</b>	<b>Retained earnings N'million</b>	<b>Ordinary shareholders' equity N'million</b>
Balance at 1 January 2025	6,479	102,780	4,896	114,155
Total comprehensive income for the period	-	-	(4,434)	(4,434)
Profit for the period	-	-	(4,434)	(4,434)
Transactions with shareholders, recorded directly in equity	-	-	-	-
Equity-settled share-based payment transactions	-	-	-	-
Increase in paid-up capital (bonus issue)	-	-	-	-
Dividends paid to equity holders	-	-	-	-
<b>Balance at 31 March 2025</b>	<b>6,479</b>	<b>102,780</b>	<b>462</b>	<b>109,721</b>
Balance at 1 January 2024	6,479	102,780	15,977	125,236
Total comprehensive income/(loss) for the period	-	-	(6,220)	(6,220)
Profit for the period	-	-	(6,220)	(6,220)
Transactions with shareholders, recorded directly in equity	-	-	-	-
Equity-settled share-based payment transactions	-	-	-	-
Transfer of vested portion of equity settled share based payment to retained earnings	-	-	-	-
Increase in paid-up capital (scrip issue)	-	-	-	-
Dividends paid to equity holders	-	-	-	-
<b>Balance at 31 March 2024</b>	<b>6,479</b>	<b>102,780</b>	<b>9,757</b>	<b>119,016</b>

The accompanying notes form an integral part of these financial statements.

# STANBIC IBTC HOLDINGS PLC

## Consolidated and separate statement of cash flows for the period ended 31 March 2025

	Note	Group		Company	
		31-Mar-25 N million	31-Mar-24 N million	31-Mar-25 N million	31-Mar-24 N million
<b>Net cash flows from operating activities</b>		<b>(132,071)</b>	791,606	<b>(1,176)</b>	(1,604)
<b>Cash flows used in operations</b>		<b>(282,399)</b>	754,664	<b>(1,171)</b>	(1,667)
Profit before tax		116,415	62,713	(4,428)	(6,216)
Adjusted for:		(149,476)	(65,578)	498	351
Net impairment (write-back)/loss on financial assets	28.7	(3,449)	7,105	-	-
Depreciation of non-current assets	28.8	3,782	3,419	351	274
Amortisation of right of use assets	17	647	1,096	160	142
Dividends included in other revenue	28.6	(487)	(250)	-	-
Interest expense		30,581	38,903	27	3
Interest income		(180,471)	(115,803)	(22)	(66)
Loss/(profit) on sale of property and equipment		(79)	(48)	(18)	(2)
Increase in assets	24.1	(479,898)	197,781	56	9,242
Increase in deposits and other liabilities	24.2	230,560	559,748	2,703	(5,044)
Dividends received		438	225	-	-
Interest paid		(30,581)	(43,989)	(27)	(3)
Interest received		180,471	80,706	22	66
Direct taxation paid		-	-	-	-
<b>Net cash flows used in investing activities</b>		<b>80,285</b>	50,580	<b>(487)</b>	(1,407)
Capital expenditure on					
- property		(10,225)	(1,865)	-	-
- equipment, furniture and vehicles		(1,615)	(2,681)	(39)	(316)
- right of use		(1,899)	(9,135)	(448)	(1,043)
- intangible assets		(113)	1	-	-
Proceeds from sale of property, equipment, furniture and vehicles		1,856	152	22	17
Sale of /(Investment in) financial investment securities, net		92,281	64,108	(22)	(65)
<b>Net cash flows used in financing activities</b>		<b>(11,041)</b>	140,820	-	-
Net increase/(decrease) in other borrowings		(7,618)	122,595	-	-
Net increase/(decrease) in debt securities issued		(3,423)	18,225	-	-
Cash dividends paid		-	-	-	-
<b>Net increase in cash and bank balances</b>		<b>(62,827)</b>	983,006	<b>(1,663)</b>	(3,011)
<b>Effect of exchange rate changes on cash and bank balances</b>		<b>32,998</b>	(114,066)	-	-
<b>Cash and cash equivalent at beginning of the period</b>		<b>1,834,073</b>	571,902	<b>7,867</b>	15,325
<b>Cash and cash equivalent at end of the period</b>	24.3	<b>1,804,244</b>	1,440,842	<b>6,204</b>	12,314

The accompanying notes form an integral part of these financial statements.



## STANBIC IBTC HOLDINGS PLC

### Notes to the condensed consolidated interim financial statements

for the period ended 31 March 2025

#### 1 Reporting entity

Stanbic IBTC Holdings PLC (the 'company') is a company domiciled in Nigeria. The address of the company is IBTC Towers, Plot 1C Walter Carrington Crescent, Victoria Island, Lagos. The condensed consolidated interim financial statements as at and for the period ended 31 March 2025 comprise the company and its subsidiaries (together referred to as the 'group'). The group is primarily involved in the provision of banking and other financial services to corporate and individual customers.

#### 2 Basis of preparation

##### (a) Statement of compliance

The condensed consolidated annual financial statements for the period ended 31 March 2025 have been prepared in accordance with IAS 34 Interim Financial Reporting. Selected explanatory notes are included to explain events and transactions that are significant to an understanding of the changes in financial position and performance of the group since the last annual consolidated financial statements as at and for the year ended 31 December 2024.

This condensed consolidated interim financial statements for the period ended 31 March 2025 does not include all the information required for full annual financial statements prepared in accordance with International Financial Reporting Standards (IFRS), and should be read in conjunction with the consolidated financial statements as at and for the year ended 31 December 2024.

Changes to significant accounting policies are described in note 3.

##### Securities Trading Policy

In compliance with Rule 17.15 Disclosure of Dealings in Issuers' Shares, Rulebook of The Exchange 2015 (Issuers' Rule), Stanbic IBTC Holdings PLC maintains a Security Trading Policy (Policy) which guides Directors, Audit Committee members, employees and all individuals categorized as insiders in relation to their dealings in the Company's shares. The Policy undergoes periodic review by the Board and is updated accordingly. The Company has made specific inquiries of all its directors and other insiders and is not aware of any infringement of the Policy during the period.

The condensed consolidated interim financial statements for the period ended 31 March 2025 was approved by the Board of Directors on 25 April 2025.

##### (b) Basis of measurement

The condensed consolidated interim financial statements for the period ended 31 March 2024 have been prepared on the historical cost basis except for the following material items in the statement of financial position:

- derivative financial instruments are measured at fair value
- financial instruments at fair value through profit or loss are measured at fair value
- financial assets are measured at fair value through other comprehensive income
- liabilities for cash-settled share-based payment arrangements are measured at fair value
- trading assets and liabilities are measured at fair value

The group applies accrual accounting for recognition of its income and expenses.

##### (c) Functional and presentation currency

The condensed consolidated interim financial statements are presented in Nigerian Naira, which is the company's functional and presentation currency. All financial information presented in Naira has been rounded to the nearest million, except when otherwise stated.

##### (d) Use of estimates and judgement

The preparation of the condensed consolidated interim financial statements in conformity with IFRS requires management to make judgements, estimates and assumptions that affect the application of accounting policies and the reported amount of assets, liabilities, income and expenses. Actual results may differ from these estimates.

In preparing these condensed consolidated interim financial statements, significant judgements made by management in applying the group's accounting policies and the key sources of estimation uncertainty were the same as those that applied to the consolidated financial statements as at and for the year ended 31 December 2024.

#### 3 Statement of significant accounting policies

Except as described below, the accounting policies applied by the group in preparation of these condensed annual financial statements are consistent with those applied by the group in the preparation of its consolidated annual financial statements for the year ended 31 December 2024.

## STANBIC IBTC HOLDINGS PLC

### Notes to the condensed consolidated interim financial statements

for the period ended 31 March 2025

#### 3.1 Changes in significant accounting policies (continued)

##### Adoption of amended standards effective for the current financial year

**Amendment to IAS 21 (Lack of Exchangeability):** The International Accounting Standards Board (IASB) issued 'Lack of Exchangeability' to require an entity to apply a consistent approach to assessing whether a currency is exchangeable into another currency and, when it is not, to determining the exchange rate to use and the disclosures to provide. These amendments will assist companies and investors by addressing a matter not previously covered in the accounting requirements for the effects of changes in foreign exchange rates. The amendments will be applied retrospectively. The impact on the interim financial statements has not yet been fully determined.

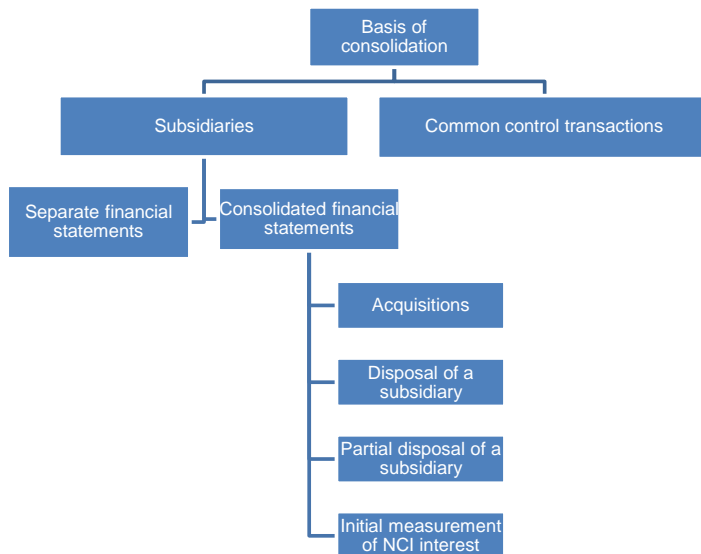
The above mentioned amendments and interpretation to the IFRS standards, adopted on 1 January 2025, did not effect the group's previously reported financial results significantly, disclosures or accounting policies and did not impact the group's results materially upon transition.

**Notes to the condensed consolidated interim financial statements  
for the period ended 31 March 2025**

**4 Statement of significant accounting policies**

Except for the changes explained in note 3, the group has consistently applied the following accounting policies to all periods presented in these consolidated and separate interim financial statements.

**4.1 Basis of consolidation**



**Subsidiaries (including mutual funds, in which the group has both an irrevocable asset management agreement and a significant investment)**

**Separate financial statements**

Investments in subsidiaries are accounted for at cost less accumulated impairment losses (where applicable) in the separate financial statements. The carrying amounts of these investments are reviewed annually for impairment indicators and, where an indicator of impairment exists, are impaired to the higher of the investment’s fair value less costs to sell and value in use.

**Consolidated financial statements**

The accounting policies of subsidiaries that are consolidated by the group conform to the group’s accounting policies. Intragroup transactions, balances and unrealised gains (losses) are eliminated on consolidation. Unrealised losses are eliminated in the same manner as unrealised gains, but only to the extent that there is no evidence of impairment. The proportion of comprehensive income and changes in equity allocated to the group and non controlling interests (NCI) are determined on the basis of the group’s present ownership interest in the subsidiary.

<b>Acquisitions</b>	<p>Subsidiaries are entities controlled by the group and are consolidated from the date on which the group acquires control up to the date that control is lost. The group controls an entity if it is exposed to, or has the rights to variable returns from its involvement with the entity and has the ability to affect those returns through its power over the entity. Control is assessed on a continuous basis. For mutual funds the group further assesses its control by considering the existence of either voting rights or significant economic power.</p> <p>The acquisition method of accounting is used to account for the acquisition of subsidiaries by the group. The consideration transferred is measured as the sum of the fair value of the assets given, equity instruments issued and liabilities incurred or assumed at the acquisition date. The consideration includes any asset, liability or equity resulting from a contingent consideration arrangement. The obligation to pay contingent consideration is classified as either a liability or equity based on the terms of the arrangement. The right to a return of previously transferred consideration is classified as an asset. Transaction costs are recognised within profit or loss as and when they are incurred. Where the initial accounting is incomplete by the end of the reporting period in which the business combination occurs (but no later than 12 months since the acquisition date), the group reports provisional amounts.</p>
---------------------	---

## STANBIC IBTC HOLDINGS PLC

### Notes to the condensed consolidated interim financial statements for the period ended 31 March 2025

#### 4 Statement of significant accounting policies (continued)

<b>Acquisitions (continued)</b>	<p>Where applicable, the group adjusts retrospectively the provisional amounts to reflect new information obtained about facts and circumstances that existed at the acquisition date and affected the measurement of the provisional amounts. Identifiable assets acquired, liabilities and contingent liabilities assumed in a business combination are measured initially at their fair values at the acquisition date, irrespective of the extent of any NCI. The excess (shortage) of the sum of the consideration transferred (including contingent consideration), the value of NCI recognised and the acquisition date fair value of any previously held equity interest in the subsidiary over the fair value of identifiable net assets acquired is recorded as goodwill in the statement of financial position (gain on bargain purchase, which is recognised directly in profit or loss). When a business combination occurs in stages, the previously held equity interest is remeasured to fair value at the acquisition date and any resulting gain or loss is recognised in profit or loss.</p> <p>Increases in the group's interest in a subsidiary, when the group already has control, are accounted for as transactions with equity holders of the group. The difference between the purchase consideration and the group's proportionate share of the subsidiary's additional net asset value acquired is accounted for directly in equity.</p>
<b>Loss of control in a subsidiary</b>	<p>A disposal arises where the group loses control of a subsidiary. When the group loses control of a subsidiary, the profit or loss on disposal is calculated as the difference between the fair value of the consideration received (including the fair value of any retained interest in the underlying investee) and the carrying amount of the assets and liabilities and any non-controlling interest. Any gains or losses in OCI that relate to the subsidiary are reclassified to profit or loss at the time of the disposal. On disposal of a subsidiary that includes a foreign operation, the relevant amount in the FCTR is reclassified to profit or loss at the time at which the profit or loss on disposal of the foreign operation is recognised.</p>
<b>Partial disposal of a subsidiary</b>	<p>A partial disposal arises as a result of a reduction in the group's ownership interest in an investee that is not a disposal (i.e. a reduction in the group's interest in a subsidiary whilst retaining control). Decreases in the group's interest in a subsidiary, where the group retains control, are accounted for as transactions with equity holders of the group. Gains or losses on the partial disposal of the group's interest in a subsidiary are computed as the difference between the sales consideration and the group's proportionate share of the investee's net asset value disposed of, and are accounted for directly in equity.</p>
<b>Initial measurement of NCI</b>	<p>The group elects on each acquisition to initially measure NCI on the acquisition date at either fair value or at the NCI's proportionate share of the investees' identifiable net assets.</p>

#### **Common control transactions**

Common control transactions, in which the company is the ultimate parent entity both before and after the transaction, are accounted for at book value.

#### **Foreign currency translations**

Foreign currency transactions are translated into the respective group entities' functional currencies at exchange rates prevailing at the date of the transactions.

Foreign exchange gains and losses resulting from the settlement of such transactions and from the translation of monetary assets and liabilities denominated in foreign currencies at period-end exchange rates, are recognised in profit or loss.

Non-monetary assets and liabilities denominated in foreign currencies that are measured at historical cost are translated using the exchange rate at the transaction date, and those measured at fair value are translated at the exchange rate at the date that the fair value was determined. Exchange rate differences on non-monetary items are accounted for based on the classification of the underlying items.

In the case of foreign currency gains and losses on debt instruments classified as FVOCI, a distinction is made between foreign currency differences resulting from changes in amortised cost of the security and other changes in the carrying amount of the security. Foreign currency differences related to changes in the amortised cost are recognised in profit or loss, and other changes in the carrying amount, except impairment, are recognised in equity. For FVOCI equity investments, foreign currency differences are recognised in OCI and cannot be reclassified to profit/loss.

Foreign currency gains and losses on intragroup loans are recognised in profit or loss except where the settlement of the loan is neither planned nor likely to occur in the foreseeable future.

#### **4.2 Cash and cash equivalents**

Cash and cash equivalents presented in the statement of cash flows consist of cash and balances with central banks (excluding cash reserve), and balances with other banks with original maturities of 3 months or less from the date of acquisition that are subject to an insignificant risk of changes in their fair values and are used by management to fulfill short term commitments. Cash and balances with central banks comprise coins and bank notes, balances with central banks and other short term investments.

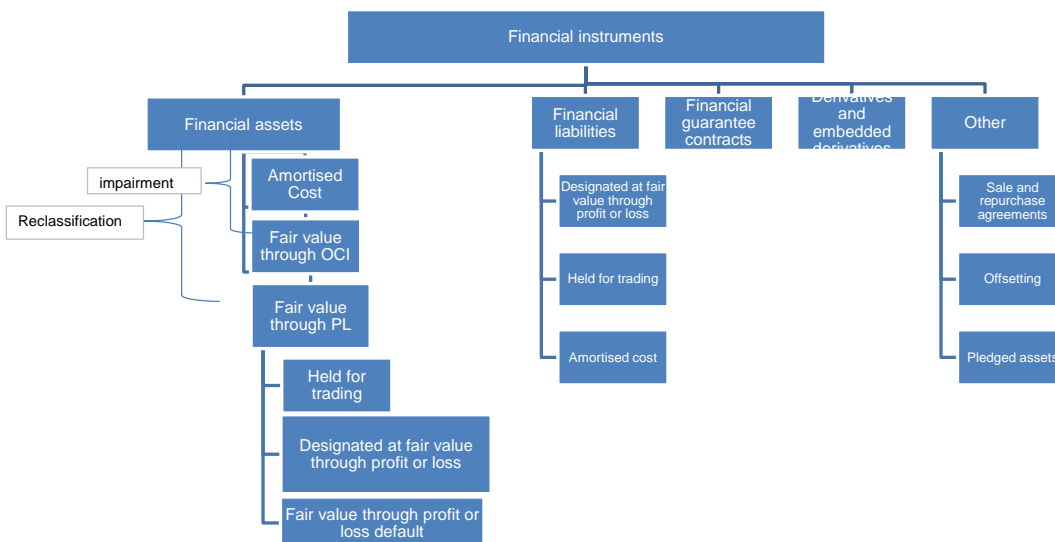
**STANBIC IBTC HOLDINGS PLC**

**Notes to the condensed consolidated interim financial statements  
for the period ended 31 March 2025**

**4 Statement of significant accounting policies (continued)**

**4.3 Financial instruments**

The relevant financial instruments are financial assets classified at amortised cost, fair value through OCI, fair value through P/L and financial liabilities.



**Recognition and initial measurement – financial instruments**

All financial instruments are measured initially at fair value plus directly attributable transaction costs and fees, except for those financial instruments that are subsequently measured at fair value through profit or loss where such transaction costs and fees are immediately recognised in profit or loss. Financial instruments are recognised (derecognised) on the date the group commits to purchase (sell) the instruments (trade date accounting).

**Financial assets**

<b>Amortised cost</b>	A debt instrument that meets both of the following conditions (other than those designated at fair value through profit or loss): <ul style="list-style-type: none"> <li>held within a business model whose objective is to hold the debt instrument (financial asset) in order to collect contractual cash flows; and</li> <li>The contractual terms of the financial asset give rise on specified dates to cash flows that are solely payments of principal and interest on the principal amount outstanding.</li> </ul> This assessment includes determining the objective of holding the asset and whether the contractual cash flows are consistent with a basic lending arrangement. Where the contractual terms introduce exposure to risk or volatility that are not considered de minimis and are inconsistent with a basis lending arrangement, the financial asset is classified as fair value through profit or loss – default.
<b>Fair value through OCI</b>	Includes: <ul style="list-style-type: none"> <li>A debt instrument that meets both of the following conditions (other than those designated at fair value through profit or loss):                         <ul style="list-style-type: none"> <li>held within a business model in which the debt instrument (financial asset) is managed to both collect contractual cash flows and sell financial assets; and</li> <li>the contractual terms of the financial asset give rise on specified dates to cash flows that are solely payments of principal and interest on the principal amount outstanding.</li> </ul>                         This assessment includes determining the objective of holding the asset and whether the contractual cash flows are consistent with a basic lending arrangement. Where the contractual terms introduce exposure to risk or volatility that are not considered de minimis and are inconsistent with a basis lending arrangement, the financial asset is classified as fair value through profit or loss – default.</li> <li>Equity financial assets which are not held for trading and are irrevocably elected (on an instrument-by-instrument basis) to be presented at fair value through OCI.</li> </ul>
<b>Held for trading</b>	Those financial assets acquired principally for the purpose of selling in the near term, those that form part of a portfolio of identified financial instruments that are managed together and for which there is evidence of a recent actual pattern of short-term profit taking.
<b>Designated at fair value through profit or loss</b>	Financial assets are designated to be measured at fair value in the following instances: <ul style="list-style-type: none"> <li>to eliminate or significantly reduce an accounting mismatch that would otherwise arise</li> <li>where the financial assets are managed and their performance evaluated and reported on a fair value basis</li> <li>where the financial asset contains one or more embedded derivatives that significantly modify the financial asset's cash flows.</li> </ul>
<b>Fair value through profit or loss default</b>	Financial assets that are not classified into one of the above-mentioned financial asset categories.

## STANBIC IBTC HOLDINGS PLC

### Notes to the condensed consolidated interim financial statements for the period ended 31 March 2025

#### 4 Statement of significant accounting policies (continued)

##### Subsequent measurement

Subsequent to initial measurement, financial assets are classified in their respective categories and measured at either amortised cost or fair value as follows:

<b>Amortised cost</b>	Amortised cost using the effective interest method with interest recognised in interest income, less any impairment losses which are recognised as part of credit impairment charges. Directly attributable transaction costs and fees received are capitalised and amortised through interest income as part of the effective interest rate.
<b>Fair value through OCI</b>	Debt instrument: Fair value, with gains and losses recognised directly in the fair value through OCI reserve. When a debt financial asset is disposed of, the cumulative fair value adjustments, previously recognised in OCI, are reclassified to the other gains and losses on financial instruments within non-interest revenue. Interest income on debt financial asset is recognised in interest income in terms of the effective interest rate method. Dividends received are recognised in interest income within profit or loss. Equity instrument: Fair value, with gains and losses recognised directly in the fair value through OCI reserve. When equity financial assets are disposed of, the cumulative fair value adjustments in OCI are reclassified within reserves to retained income. Dividends received on equity instruments are recognised in other revenue within non-interest income.
<b>Held for trading</b>	Fair value, with gains and losses arising from changes in fair value (including interest and dividends) recognised in trading revenue.
<b>Designated at fair value through profit or loss</b>	Fair value gains and losses (including interest and dividends) on the financial asset are recognised in the income statement as part of other gains and losses on financial instruments within non-interest revenue.
<b>Fair value through profit or loss – default</b>	Fair value gains and losses (including interest and dividends) on the financial asset are recognised in the income statement as part of other gains and losses on financial instruments within non-interest revenue.

##### Impairment

Expected credit losses (ECL) are recognised on debt financial assets classified as at either amortised cost or fair value through OCI, financial guarantee contracts that are not designated at fair value through profit or loss as well as loan commitments that are neither measured at fair value through profit or loss nor are used to provide a loan at a below market interest rate.

The measurement basis of the ECL of a financial asset includes assessing whether there has been a significant increase in credit risk (SICR) at the reporting date which includes forward-looking information that is available without undue cost or effort at the reporting date about past events, current conditions and forecasts of future economic conditions. The measurement basis of the ECL, which is set out in the table that follows, is measured as the unbiased and probability weighted amount that is determined by evaluating a range of possible outcomes, the time value of money and forward looking information.

<b>Stage 1</b>	A 12-month ECL is calculated for financial assets which are neither credit-impaired on origination nor for which there has been a SICR.
<b>Stage 2</b>	A lifetime ECL allowance is calculated for financial assets that are assessed to have displayed a SICR since origination and are not considered low credit risk.
<b>Stage 3</b>	A lifetime ECL is calculated for financial assets that are assessed to be credit impaired. The following criteria are used in determining whether the financial asset is impaired: <ul style="list-style-type: none"> <li>• default</li> <li>• significant financial difficulty of borrower and/or modification</li> <li>• probability of bankruptcy or financial reorganisation</li> <li>• disappearance of an active market due to financial difficulties.</li> </ul>

## STANBIC IBTC HOLDINGS PLC

### Notes to the condensed consolidated interim financial statements for the period ended 31 March 2025

#### 4 Statement of significant accounting policies (continued)

The key components of the impairment methodology are described as follows:

<b>Significant increase in credit risk (SICR)</b>	At each reporting date the group assesses whether the credit risk of its exposures has increased significantly since initial recognition by considering the change in the risk of default occurring over the expected life of the financial asset. Credit risk of exposures which are overdue for more than 30 days are also considered to have increased significantly.
<b>Low credit risk</b>	Exposures are generally considered to have a low credit risk where there is a low risk of default, the exposure has a strong capacity to meet its contractual cash flow obligations and adverse changes in economic and business conditions may not necessarily reduce the exposure's ability to fulfil its contractual obligations.
<b>Default</b>	The group's definition of default has been aligned to its internal credit risk management definitions and approaches. A financial asset is considered to be in default when there is objective evidence of impairment. The following criteria are used in determining whether there is objective evidence of impairment for financial assets or groups of financial assets: <ul style="list-style-type: none"> <li>• significant financial difficulty of borrower and/or modification (i.e. known cash flow difficulties experienced by the borrower)</li> <li>• a breach of contract, such as default or delinquency in interest and/or principal payments</li> <li>• disappearance of active market due to financial difficulties</li> <li>• it becomes probable that the borrower will enter bankruptcy or other financial reorganisation</li> <li>• where the group, for economic or legal reasons relating to the borrower's financial difficulty, grants the borrower a concession that the group would not otherwise consider.</li> </ul> Exposures which are overdue for more than 90 days are also considered to be in default.
<b>Forward-looking information</b>	Forward looking information is incorporated into the group's impairment methodology calculations and in the group's assessment of SICR. The group includes all forward looking information which is reasonable and available without undue cost or effort. The information will typically include expected macro-economic conditions and factors that are expected to impact portfolios or individual counterparty exposures.
<b>Write-off</b>	Financial assets are written off when there is no reasonable expectation of recovery. Financial assets which are written off may still be subject to enforcement activities.

ECLs are recognised within the statement of financial position as follows:

<b>Financial assets measured at amortised cost (including commitments)</b>	Recognised as a deduction from the gross carrying amount of the asset (group of assets). Where the impairment allowance exceeds the gross carrying amount of the asset (group of assets), the excess is recognised as a provision within other liabilities.
<b>Off-balance sheet exposures (excluding loan commitments)</b>	Recognised as a provision within provisions.
<b>Financial assets measured at fair value through OCI</b>	Recognised in the fair value reserve within equity. The carrying value of the financial asset is recognised in the statement of financial position at fair value.

#### Reclassification

Reclassifications of financial assets are permitted only in the following instances:

Reclassifications of debt financial assets are permitted when, and only when, the group changes its business model for managing financial assets, in which case all affected financial assets are reclassified. Reclassifications are accounted for prospectively from the date of reclassification as follows:
<ul style="list-style-type: none"> <li>• Financial assets that are reclassified from amortised cost to fair value through profit or loss are measured at fair value at the date of reclassification with any difference in measurement basis being recognised in other gains and losses in the profit or loss amount.</li> </ul>
<ul style="list-style-type: none"> <li>• The fair value of a financial asset that is reclassified from fair value to amortised cost becomes the financial asset's new carrying value and calculate effective interest rate on the new carrying amount.</li> </ul>
<ul style="list-style-type: none"> <li>• Financial assets that are reclassified from amortised cost to fair value through OCI are measured at fair value at the date of reclassification with any difference in measurement basis being recognised in OCI</li> </ul>
<ul style="list-style-type: none"> <li>• The fair value of a financial asset that is reclassified from fair value through OCI to amortised cost becomes the financial asset's new carrying value with the cumulative fair value adjustment recognised in OCI being recognised against the new carrying value.</li> </ul>
<ul style="list-style-type: none"> <li>• The carrying value of financial assets that are reclassified from fair value through profit or loss to fair value through OCI remains at fair value and calculate effective interest rate on the new carrying amount.</li> </ul>
<ul style="list-style-type: none"> <li>• The carrying value of financial assets that are reclassified from fair value through OCI to fair value through profit or loss remains at fair value, with the cumulative fair value adjustment in OCI being recognised in the income statement at the date of reclassification.</li> </ul>

## STANBIC IBTC HOLDINGS PLC

### Notes to the condensed consolidated interim financial statements for the period ended 31 March 2025

#### 4 Statement of significant accounting policies (continued)

##### Financial liabilities

##### Nature

<b>Held for trading</b>	Those financial liabilities incurred principally for the purpose of re-purchasing in the near term, those that form part of a portfolio of identified financial instruments that are managed together and for which there is evidence of a recent actual pattern of short-term profit taking.
<b>Designated at fair value through profit or loss</b>	Financial liabilities are designated to be measured at fair value in the following instances: - to eliminate or significantly reduce an accounting mismatch that would otherwise arise - where the financial liabilities are managed and their performance evaluated and reported on a fair value basis - where the financial liability contains one or more embedded derivatives that significantly modify the financial asset's cash flows.
<b>At amortised cost</b>	All other financial liabilities not included the above categories.

##### Subsequent measurement

Subsequent to initial measurement, financial liabilities are classified in their respective categories and measured at either amortised cost or fair value as follows:

<b>Held for trading</b>	Fair value, with gains and losses arising from changes in fair value) (including interest and dividends) recognised in trading revenue.
<b>Designated at fair value through profit or loss</b>	Fair value, with gains and losses arising from changes in fair value (including interest and dividends but excluding fair value gains and losses attributable to own credit risk) are recognised in the other gains and losses on financial instruments as part of non-interest revenue.  Fair value gains and losses attributable to changes in own credit risk are recognised within OCI, unless this would create or enlarge an accounting mismatch in which case the own credit risk changes are recognised within trading revenue.
<b>At amortised cost</b>	Amortised cost using the effective interest method with interest recognised in interest expense.

##### Derecognition of financial assets and liabilities

Financial assets and liabilities are derecognised in the following instances:

<b>Financial assets</b>	Financial assets are derecognised when the contractual rights to receive cash flows from the financial assets have expired, or where the group has transferred its contractual rights to receive cash flows on the financial asset such that it has transferred substantially all the risks and rewards of ownership of the financial asset. Any interest in transferred financial assets that is created or retained by the group is recognised as a separate asset or liability.  The group enters into transactions whereby it transfers assets recognised in its statement of financial position, but retains either all or a portion of the risks or rewards of the transferred assets. If all or substantially all risks and rewards are retained, then the transferred assets are not derecognised. Transfers of assets with the retention of all or substantially all risks and rewards include securities lending and repurchase agreements.  In transfers where control over the asset is retained, the group continues to recognise the asset to the extent of its continuing involvement, determined by the extent to which it is exposed to changes in the value of the transferred asset. Any cumulative gain/loss recognised in OCI in respect of equity investment securities designated at FVOCI is not recognised in profit or loss on derecognition of such securities.
<b>Financial liabilities</b>	Financial liabilities are derecognised when the obligation of the financial liabilities are extinguished, that is, when the obligation is discharged, cancelled or expires.

##### Modification of financial assets and liabilities

Where an existing financial asset or liability is replaced by another with the same counterparty on substantially different terms, or the terms of an existing financial asset or liability are substantially modified, such an exchange or modification is treated as a derecognition of the original asset or liability and the recognition of a new asset or liability at fair value and recalculates a new effective interest rate, with the difference in the respective carrying amounts being recognised in other gains and losses on financial instruments within non-interest revenue. The date of recognition of a new asset is consequently considered to be the date of initial recognition for impairment calculation purposes.

If the terms are not substantially different for financial assets or financial liabilities, the group recalculates the new gross carrying amount by discounting the modified cash flows of the financial asset or financial liability using the original effective interest rate. The difference between the new carrying gross carrying amount and the original gross carrying amount is recognised as a modification gain or loss within credit impairments (for distressed financial asset modifications) or gains and losses on financial instruments within non-interest revenue (for all other modifications).



**Notes to the condensed consolidated interim financial statements  
for the period ended 31 March 2025**

**4 Statement of significant accounting policies (continued)**

**Financial guarantee contracts**

A financial guarantee contract is a contract that requires the group (issuer) to make specified payments to reimburse the holder for a loss it incurs because a specified debtor fails to make payment when due in accordance with the original or modified terms of a debt instrument.

Financial guarantee contracts are initially recognised at fair value, which is generally equal to the premium received, and then amortised over the life of the financial guarantee. Financial guarantee contracts are subsequently measured at the higher of the:

- the ECL calculated for the financial guarantee; and
- unamortised premium.

**Derivatives and embedded derivatives**

A derivative is a financial instrument whose fair value changes in response to an underlying variable, requires no initial net investment or an initial net investment that is smaller than would be required for other types of contracts that would be expected to have a similar response to changes in market factors and is settled at a future date. Derivatives are initially recognised at fair value on the date on which the derivatives are entered into and subsequently remeasured at fair value.

All derivative instruments are carried as financial assets when the fair value is positive and as financial liabilities when the fair value is negative, subject to offsetting principles as described under the heading "Offsetting" below.

All gains and losses from changes in the fair values of derivatives are recognised immediately in profit or loss as trading revenue.

**Other**

**Pledged assets**

Financial assets transferred to external parties that do not qualify for de-recognition are reclassified in the statement of financial position from financial investments or trading assets to pledged assets, if the transferee has received the right to sell or re-pledge them in the event of default from agreed terms. Initial recognition of pledged assets is at fair value, whilst subsequently measured at amortized cost or fair value as appropriate. These transactions are performed in accordance with the usual terms of securities lending and borrowing.

**Sale and repurchase agreements**

Securities sold subject to linked repurchase agreements (repurchase agreements) are reclassified in the statement of financial position as pledged assets when the transferee has the right by contract or custom to sell or repledge the collateral. The liability to the counterparty is included under deposit and current accounts or trading liabilities, as appropriate.

Securities purchased under agreements to resell (reverse repurchase agreements), at either a fixed price or the purchase price plus a lender's rate of return, are recorded as loans and included under trading assets or loans and advances, as appropriate. For repurchase and reverse repurchase agreements measured at amortised cost, the difference between the purchase and sales price is treated as interest and amortised over the expected life using the effective interest rate method.

**Offsetting**

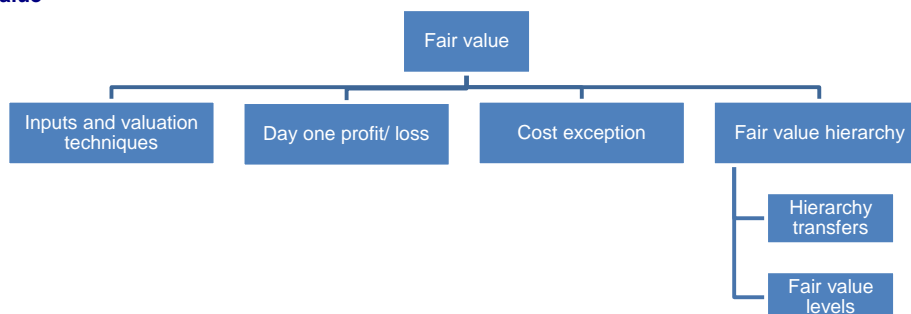
Financial assets and liabilities are offset and the net amount reported in the statement of financial position when there is a legally enforceable right to set-off the recognised amounts and there is an intention to settle the asset and the liability on a net basis, or to realise the asset and settle the liability simultaneously.

**STANBIC IBTC HOLDINGS PLC**

**Notes to the condensed consolidated interim financial statements  
for the period ended 31 March 2025**

**4 Statement of significant accounting policies (continued)**

**4.4 Fair value**



In terms of IFRS, the group is either required to or elects to measure a number of its financial assets and financial liabilities at fair value. Regardless of the measurement basis, the fair value is required to be disclosed, with some exceptions, for all financial assets and financial liabilities.

Fair value is the price that would be received to sell an asset or paid to transfer a liability in an orderly transaction in the principal (or most advantageous) market between market participants at the measurement date under current market conditions. Fair value is a market based measurement and uses the assumptions that market participants would use when pricing an asset or liability under current market conditions. When determining fair value it is presumed that the entity is a going concern and is not an amount that represents a forced transaction, involuntary liquidation or a distressed sale. In estimating the fair value of an asset or a liability, the group takes into account the characteristics of the asset or liability that market participants would take into account when pricing the asset or liability at the measurement date.

**Inputs and valuation techniques**

Fair value is measured based on quoted market prices or dealer price quotations for identical assets and liabilities that are traded in active markets, which can be accessed at the measurement date, and where those quoted prices represent fair value. If the market for an asset or liability is not active or the instrument is not quoted in an active market, the fair value is determined using other applicable valuation techniques that maximise the use of relevant observable inputs and minimises the use of unobservable inputs. These include the use of recent arm’s length transactions, discounted cash flow analyses, pricing models and other valuation techniques commonly used by market participants.

Fair value measurements are categorised into level 1, 2 or 3 within the fair value hierarchy based on the degree to which the inputs to the fair value measurements are observable and the significance of the inputs to the fair value measurement.

Where discounted cash flow analyses are used, estimated future cash flows are based on management’s best estimates and a market related discount rate at the reporting date for an asset or liability with similar terms and conditions.

If an asset or a liability measured at fair value has both a bid and an ask price, the price within the bid-ask spread that is most representative of fair value is used to measure fair value.

The group’s valuation control framework governs internal control standards, methodologies, and procedures over its valuation processes, which include the following valuation techniques and main inputs and assumptions per type of instrument:

Item	Description	Valuation technique	Main inputs and assumptions (Level 2 and 3 fair value hierarchy items)
<b>Derivative financial instruments</b>	Derivative financial instruments comprise foreign exchange, and interest rate.	Standard derivative contracts are valued using market accepted models and quoted parameter inputs. More complex derivative contracts are modelled using more sophisticated modelling techniques applicable to the instrument. Techniques include: • Discounted cash flow model • Black-Scholes model	<ul style="list-style-type: none"> <li>• Discount rate*</li> <li>• Spot prices of the underlying assets</li> <li>• Correlation factors</li> <li>• Volatilities</li> <li>• Dividend yields</li> <li>• Earnings yield</li> <li>• Valuation multiples</li> </ul>
<b>Trading assets and Trading liabilities</b>	Trading assets and liabilities comprise instruments which are part of the group’s underlying trading activities. These instruments primarily include sovereign and corporate debt, and collateral.	Where there are no recent market transactions in the specific instrument, fair value is derived from the last available market price adjusted for changes in risks and information since that date.	

**STANBIC IBTC HOLDINGS PLC**

**Notes to the condensed consolidated interim financial statements  
for the period ended 31 March 2025**

**4 Statement of significant accounting policies (continued)**

Item	Description	Valuation technique	Main inputs and assumptions (Level 2 and 3 fair value hierarchy items)
<b>Pledged assets</b>	Pledged assets comprise instruments that may be sold or repledged by the group's counterparty in the absence of default by the group. Pledged assets include sovereign debt (government treasury bills and bonds) pledged in terms of repurchase agreements.	Where a proxy instrument is quoted in an active market, the fair value is determined by adjusting the proxy fair value for differences between the proxy instrument and the financial investment being fair valued. Where proxies are not available, the fair value is estimated using more complex modelling techniques. These techniques include discounted cash flow and Black-Scholes models using current market rates for credit, interest, liquidity, volatility and other risks. Combination techniques are used to value unlisted equity securities and include inputs such as earnings and dividend yields of the underlying entity.	<ul style="list-style-type: none"> <li>• Discount rate*</li> <li>• Spot prices of the underlying factors</li> <li>• Correlation</li> <li>• Volatilities</li> <li>• Dividend yields</li> <li>• Earnings yield</li> <li>• Valuation multiples</li> </ul>
<b>Financial investments</b>	Financial investments are non-trading financial assets and primarily comprise of sovereign and corporate debt, unlisted equity instruments, investments in mutual fund investments and unit-linked investments.		
<b>Loans and advances to banks and customers</b>	Loans and advances comprise: <ul style="list-style-type: none"> <li>• Loans and advances to banks: call loans, loans granted under resale agreements and balances held with other banks.</li> <li>• Loans and advances to customers: mortgage loans (home loans and commercial mortgages), other asset-based loans, including collateralised debt obligations (instalment sale and finance leases), and other secured and unsecured loans (card debtors, overdrafts, other demand lending, term lending and loans granted under resale agreements).</li> </ul>	For certain loans, fair value may be determined from the market price of a recently occurring transaction adjusted for changes in risks and information between the transaction and valuation dates. Loans and advances are reviewed for observed and verified changes in credit risk and the credit spread is adjusted at subsequent dates if there has been an observable change in credit risk relating to a particular loan or advance. In the absence of an observable market for these instruments, discounted cash flow models are used to determine fair value. Discounted cash flow models incorporate parameter inputs for interest rate risk, foreign exchange risk, liquidity and credit risk, as appropriate. For credit risk, probability of default and loss given default parameters are determined using the relevant terms of the loan and loan counterparty such as the industry classification and subordination of the loan.	<ul style="list-style-type: none"> <li>• Discount rate.</li> <li>• Probability of default.</li> <li>• Loss given default.</li> </ul>
<b>Deposits from bank and customers</b>	Deposits from banks and customers comprise amounts owed to banks and customers, deposits under repurchase agreements, negotiable certificates of deposit, credit-linked deposits and other deposits.	For certain deposits, fair value may be determined from the market price on a recently occurring transaction adjusted for all changes in risks and information between the transaction and valuation dates. In the absence of an observable market for these instruments discounted cash flow models are used to determine fair value based on the contractual cash flows related to the instrument. The fair value measurement incorporates all market risk factors including a measure of the group's credit risk relevant for that financial liability. The market risk parameters are valued consistently to similar instruments held as assets stated in the section above. For collateralised deposits that are designated to be measured at fair value through profit or loss, such as securities repurchase agreements, the credit enhancement is incorporated into the fair valuation of the liability.	<ul style="list-style-type: none"> <li>• Discount rate.</li> <li>• Probability of default.</li> <li>• Loss given default.</li> </ul>

\* Discount rates, where applicable, include the risk-free rate, risk premiums, liquidity spreads, credit risk (own and counterparty as appropriate), timing of settlement, storage/service costs, prepayment and surrender risk assumptions and recovery rates/loss given default.

## STANBIC IBTC HOLDINGS PLC

### Notes to the condensed consolidated interim financial statements for the period ended 31 March 2025

#### 4 Statement of significant accounting policies (continued)

##### Day one profit or loss

For financial instruments, where the fair value of the financial instrument differs from the transaction price, the difference is commonly referred to as day one profit or loss. Day one profit or loss is recognised in profit or loss immediately where the fair value of the financial instrument is either evidenced by comparison with other observable current market transactions in the same instrument, or is determined using valuation models with only observable market data as inputs.

Day one profit or loss is deferred where the fair value of the financial instrument is not able to be evidenced by comparison with other observable current market transactions in the same instrument, or determined using valuation models that utilise non-observable market data as inputs.

The timing of the recognition of deferred day one profit or loss is determined individually depending on the nature of the instrument and availability of market observable inputs. It is either amortised over the life of the transaction, deferred until the instrument's fair value can be determined using market observable inputs, or realised through settlement.

Any difference between the fair value at initial recognition and the amount that would be determined at that date using a valuation technique in a situation in which the valuation is dependent on unobservable parameters is not recognised in profit or loss immediately but is recognised over the life of the instrument on an appropriate basis or when the instrument is redeemed.

##### Fair value hierarchy

The group's financial instruments that are both carried at fair value and for which fair value is disclosed are categorised by level of fair value hierarchy. The different levels are based on the degree to which the inputs to the fair value measurements are observable and the significance of the inputs to the fair value measurement.

##### Hierarchy levels

The levels have been defined as follows:

<b>Level 1</b>	Fair value is based on quoted market prices (unadjusted) in active markets for an identical financial asset or liability. An active market is a market in which transactions for the asset or liability take place with sufficient frequency and volume to provide pricing information on an ongoing basis.
<b>Level 2</b>	Fair value is determined through valuation techniques based on observable inputs, either directly, such as quoted prices, or indirectly, such as those derived from quoted prices. This category includes instruments valued using quoted market prices in active markets for similar instruments, quoted prices for identical or similar instruments in markets that are considered less than active or other valuation techniques where all significant inputs are directly or indirectly observable from market data.
<b>Level 3</b>	Fair value is determined through valuation techniques using significant unobservable inputs. This category includes all instruments where the valuation technique includes inputs not based on observable data and the unobservable inputs have a significant effect on the instrument's valuation. This category includes instruments that are valued based on quoted prices for similar instruments where significant unobservable adjustments or assumptions are required to reflect differences between the instrument being valued and the similar instrument.

##### Hierarchy transfer policy

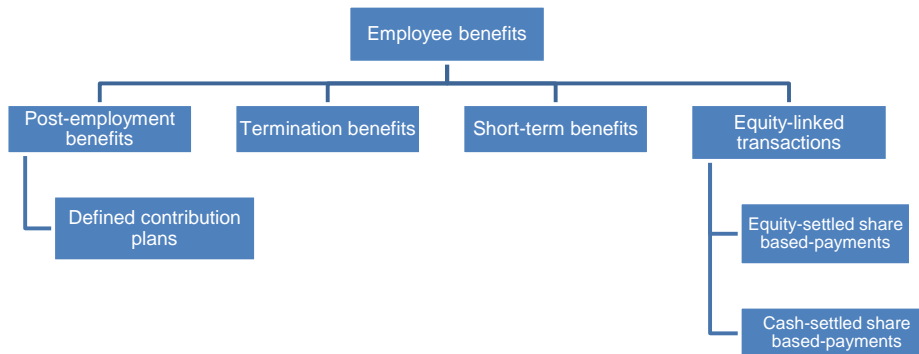
Transfers of financial assets and financial liabilities between levels of the fair value hierarchy are deemed to have occurred at the end of the reporting period during which change occurred.

**STANBIC IBTC HOLDINGS PLC**

**Notes to the condensed consolidated interim financial statements  
for the period ended 31 March 2025**

**4 Statement of significant accounting policies (continued)**

**4.5 Employee benefits**



Type	Description	Statement of financial position	Statement of other comprehensive income	Income statement
Defined contribution plans	The group operates a contributory pension plan in line with the Pension Reform Act 2014. Employees and the Bank contribute 8% and 10% respectively of each of the qualifying staff salary in line with the provisions of the Pension Reforms Act 2014.	Liability is recognised for unpaid contributions.	No impact.	Contributions are recognised as an expense in profit or loss in the periods during which services are rendered by employees.
Termination benefits	Termination benefits are recognised when the group is committed, without realistic possibility of withdrawal, to a formal detailed plan to terminate employment before the normal retirement date, or to provide termination benefits as a result of an offer made to encourage voluntary redundancy when it is probable that the offer will be accepted, and the number of acceptances can be estimated reliably.	A liability is recognised for the termination benefit representing the best estimate of the amount payable.	No impact.	Termination benefits are recognised as an expense if the group has made an offer encouraging voluntary redundancy, it is probable that the offer will be accepted, and the number of acceptances can be estimated reliably.
Short-term benefits	Short-term benefits consist of salaries, accumulated leave payments, profit share, bonuses and any non-monetary benefits such as medical aid contributions.	A liability is recognised for the amount expected to be paid under short-term cash bonus plans or accumulated leave if the group has a present legal or constructive obligation to pay this amount as a result of past service provided by the employee and the obligation can be estimated reliably.	No direct impact.	Short-term employee benefit obligations are measured on an undiscounted basis and are expensed as the related service is provided.

## STANBIC IBTC HOLDINGS PLC

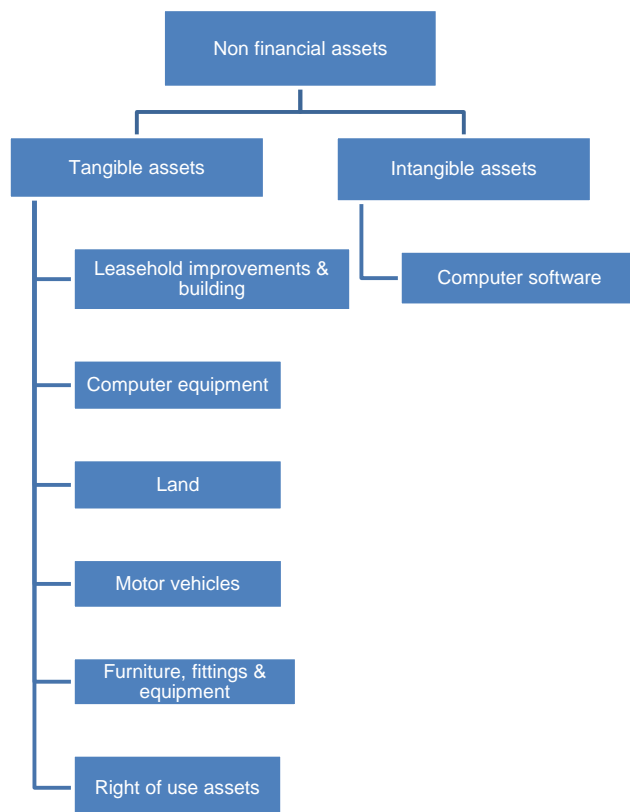
### Notes to the condensed consolidated interim financial statements for the period ended 31 March 2025

#### 4 Statement of significant accounting policies (continued)

##### Equity-linked transactions

<b>Equity-settled share based payments</b>	<p>The fair value of the equity-settled share based payments are determined on grant date and accounted for within operating expenses - staff costs over the vesting period with a corresponding increase in the group's share-based payment reserve. Non-market vesting conditions, such as the resignation of employees and retrenchment of staff, are not considered in the valuation but are included in the estimate of the number of options expected to vest. At each reporting date, the estimate of the number of options expected to vest is reassessed and adjusted against profit or loss and equity over the remaining vesting period.</p> <p>On vesting of the equity-settled share based payments, amounts previously credited to the share-based payment reserve are transferred to retained earnings through an equity transfer.</p>
<b>Cash-settled share based payments</b>	<p>Cash-settled share based payments are accounted for as liabilities at fair value until the date of settlement. The liability is recognised over the vesting period and is revalued at every reporting date up to and including the date of settlement. All changes in the fair value of the liability are recognised in operating expenses – staff costs.</p>

#### 4.6 Non-financial assets (Intangible assets, Property and equipment, Right of Use assets)



**STANBIC IBTC HOLDINGS PLC**

**Notes to the condensed consolidated interim financial statements  
for the period ended 31 March 2025**

**4 Statement of significant accounting policies (continued)**

Type	Initial and subsequent measurement	Useful lives, depreciation/ amortisation method or fair value basis	Impairment	Derecognition														
Tangible assets	<p>Property and equipment are measured at cost less accumulated depreciation and accumulated impairment losses. Cost includes expenditure that is directly attributable to the acquisition of the asset. Land is measured at cost less accumulative impairment loss. Land is not depreciated.</p> <p>Costs that are subsequently incurred are included in the asset's related carrying amount or are recognised as a separate asset, as appropriate, only when it is probable that future economic benefits will flow to the group and the cost of the item can be measured reliably. Expenditure, which does not meet these criteria, is recognised in profit or loss as incurred.</p> <p>Where significant parts of an item of property or equipment have different useful lives, they are accounted for as separate major components of property and equipment.</p>	<p>Property and equipment are depreciated on the straight-line basis over estimated useful lives (see below) of the assets to their residual values. Land and Work-in progress are not depreciated.</p> <table border="0"> <tr> <td>Land</td> <td>N/A</td> </tr> <tr> <td>Buildings</td> <td>25 years</td> </tr> <tr> <td>Computer</td> <td>3-5 years</td> </tr> <tr> <td>Motor vehicles</td> <td>4 years</td> </tr> <tr> <td>Office</td> <td>6 years</td> </tr> <tr> <td>Furniture</td> <td>4 years</td> </tr> <tr> <td>Capitalised leased assets/ branch refurbishments</td> <td>greater of 6 years or useful life of underlying asset</td> </tr> </table> <p>The residual values, useful lives and the depreciation method applied are reviewed, and adjusted if appropriate, at each financial period end.</p>	Land	N/A	Buildings	25 years	Computer	3-5 years	Motor vehicles	4 years	Office	6 years	Furniture	4 years	Capitalised leased assets/ branch refurbishments	greater of 6 years or useful life of underlying asset	<p>Intangible assets that have an indefinite useful life are tested annually for impairment and additionally when an indicator of impairment exists.</p> <p>Other non-financial assets are reviewed for impairment at each reporting date and tested for impairment whenever events or changes in circumstances indicate that the carrying amount may not be recoverable.</p> <p>An impairment loss is recognised in profit or loss for the amount by which the asset's carrying amount exceeds its recoverable amount. The recoverable amount is determined as the higher of an asset's fair value less costs to sell and value in use.</p>	<p>The non-financial assets are derecognised on disposal or when no future economic benefits are expected from their use or disposal. The gain or loss on derecognition is recognised in profit or loss and is determined as the difference between the net disposal proceeds and the carrying amount of the non-financial asset.</p>
Land	N/A																	
Buildings	25 years																	
Computer	3-5 years																	
Motor vehicles	4 years																	
Office	6 years																	
Furniture	4 years																	
Capitalised leased assets/ branch refurbishments	greater of 6 years or useful life of underlying asset																	
Intangible assets/ Computer software	<p>Costs associated with developing or maintaining computer software programmes and the acquisition of software licences are generally recognised as an expense as incurred.</p> <p>However, direct computer software development costs that are clearly associated with an identifiable and unique system, which will be controlled by the group and have a probable future economic benefit beyond one period, are recognised as intangible assets.</p> <p>Intangible assets are carried at cost less accumulated amortisation and accumulated impairment losses from the date that the assets are available for use.</p> <p>Expenditure subsequently incurred on computer software is capitalised only when it increases the future economic benefits embodied in the specific asset to which it</p>	<p>Amortisation is recognised in profit or loss on a straight-line basis at rates appropriate to the expected lives of the assets (2 to 15 years) from the date that the asset is available for use.</p> <p>Amortisation methods, useful lives and residual values are reviewed at each financial period end and adjusted, if necessary.</p>	<p>Fair value less costs to sell is determined by ascertaining the current market value of an asset and deducting any costs related to the realisation of the asset.</p> <p>In assessing value in use, the estimated future cash flows are discounted to their present value using a pre-tax discount rate that reflects current market assessments of the time value of money and the risks specific to the asset.</p>															
Right of use assets	<p>At cost (initial measurement of the lease liability) plus initial direct costs any lease payments made at or before the commencement date less any lease incentives received and estimate cost of dismantling and removing underlying asset.</p> <p>Cost Model: Cost less accumulated depreciated and accumulated impairment. The ROU asset is depreciated over the shorter of the lease term and useful life, except if ownership transfers to the lessee at the end of the lease term or cost reflects that the lessee will exercise a purchase option use useful life of the asset is used in these instances.</p>	<p><b>Depreciation on right-of-use assets:</b></p> <p>Subsequent to initial measurement, the right-of-use assets are depreciated on a straight-line basis over the remaining term of the lease or over the remaining economic life of the asset should this term be shorter than the lease term unless ownership of the underlying asset transfers to the Group at the end of the lease term, whereby the right-of-use assets are depreciated on a straight-line basis over the remaining economic life of the asset. This depreciation is recognised as part of operating expenses.</p>	<p><b>Termination of leases:</b></p> <p>On derecognition of the right-of-use asset and lease liability, any difference is recognised as a derecognition gain or loss together with termination or cancellation costs in profit or loss.</p> <p>Payments made under these leases, net of any incentives received from the lessor, are recognised in operating expenses on a straight-line basis over the term of the lease. When these leases are terminated before the lease period has expired, any payment required to be made to the lessor by way of a penalty is recognised as operating expenses in the period in which termination takes place.</p>															

STANBIC IBTC HOLDINGS PLC

Notes to the condensed consolidated interim financial statements  
for the period ended 31 March 2025

4 Statement of significant accounting policies (continued)

Leases

Type	Description	Statement of financial position	Income statement
Single lessee accounting model	<p>All leases are accounted for by recognising a right-of-use asset and a lease liability except for:</p> <ul style="list-style-type: none"> <li>• leases of low value assets; and</li> <li>• leases with a duration of twelve months or less.</li> </ul> <p>All leases that meet the criteria as either a lease of a low value asset or a short term lease are accounted for on a straight-line basis over the lease term.</p>	<p><b>Lease liabilities:</b> Initially measured at the present value of the contractual payments due to the lessor over the lease term, with the discount rate determined by reference to the rate implicit in the lease unless (as is typically the case for the Group) this is not readily determinable, in which case the Group's incremental borrowing rate on commencement of the lease is used. The Group's standardised funding transfer pricing rate is the base on which the incremental borrowing rate is calculated. Variable lease payments are only included in the measurement of the lease liability if they depend on an index or rate. In such cases, the initial measurement of the lease liability assumes the variable element will remain unchanged throughout the lease term. Other variable lease payments are expensed in the period to which they relate. On initial recognition, the carrying value of the lease liability also includes:</p> <ul style="list-style-type: none"> <li>• Amounts expected to be payable under any residual value guarantee;</li> <li>• The exercise price of any purchase option granted in favour of the Group, should it be reasonably certain that this option will be exercised;</li> <li>• Any penalties payable for terminating the lease, should the term of the lease be estimated on the basis of this termination option being exercised.</li> </ul> <p>Subsequent to initial measurement, lease liabilities increase as a result of interest charged at a constant rate on the balance outstanding and are reduced for lease payments made.</p> <p>Right-of-use assets: Initially measured at the amount of the lease liability, reduced for any lease incentives received, and increased for:</p> <ul style="list-style-type: none"> <li>• lease payments made at or before commencement of the lease;</li> <li>• initial direct costs incurred; and</li> <li>• the amount of any provision recognised where the Group is contractually required to dismantle, remove or restore the leased asset.</li> </ul> <p>The Group applies the cost model subsequent to the initial measurement of the right-of-use assets.</p> <p>Termination of leases: When the Group or lessor terminates or cancels a lease, the right-of-use asset and lease liability are derecognised.</p> <p>Accruals for unpaid lease charges, together with a straight-line lease asset or liability, being the difference between actual payments and the straight-line lease expense are recognised.</p>	<p><b>Interest expense on lease liabilities:</b> A lease finance cost, determined with reference to the interest rate implicit in the lease or the Group's incremental borrowing rate, is recognised within interest expense over the lease period.</p> <p><b>Depreciation on right-of-use assets:</b> Subsequent to initial measurement, the right-of-use assets are depreciated on a straight-line basis over the remaining term of the lease or over the remaining economic life of the asset should this term be shorter than the lease term unless ownership of the underlying asset transfers to the Group at the end of the lease term, whereby the right-of-use assets are depreciated on a straight-line basis over the remaining economic life of the asset. This depreciation is recognised as part of operating expenses.</p> <p><b>Termination of leases:</b> On derecognition of the right-of-use asset and lease liability, any difference is recognised as a derecognition gain or loss together with termination or cancellation costs in profit or loss.</p> <p>Payments made under these leases, net of any incentives received from the lessor, are recognised in operating expenses on a straight-line basis over the term of the lease. When these leases are terminated before the lease period has expired, any payment required to be made to the lessor by way of a penalty is recognised as operating expenses in the period in which termination takes place.</p>
Reassessment and modification of leases	<p><b>Reassessment of lease terms and lease modifications that are not accounted for as a separate lease:</b> When the Group reassesses the terms of any lease (i.e. it re-assesses the probability of exercising an extension or termination option) or modifies the terms of a lease without increasing the scope of the lease or where the increased scope is not commensurate with the stand-alone price, it adjusts the carrying amount of the lease liability to reflect the payments to be made over the revised term, which are discounted at the applicable rate at the date of reassessment or modification. The carrying amount of lease liability is similarly revised when the variable element of future lease payments dependent on a rate or index is revised.</p> <p>For reassessments to the lease terms, an equivalent adjustment is made to the carrying amount of the right-of-use asset, with the revised carrying amount being depreciated over the revised lease term. However, if the carrying amount of the right-of-use asset is reduced to zero any further reduction in the measurement of the lease liability, is recognised in profit or loss.</p>		
Finance leases	<p>Leases, where the Group transfers substantially all the risks and rewards incidental to ownership, are classified as finance leases.</p>	<p>Finance lease receivable, including initial direct costs and fees, are primarily accounted for as financing transactions in banking activities, with rentals and instalments receivable, less unearned finance charges, being included in loans and advances.</p>	<p>Finance charges earned within interest income are computed using the effective interest method, which reflects a constant periodic rate of return on the investment in the finance lease. The tax benefits arising from investment allowances on assets leased to clients are accounted for within direct taxation.</p>
Operating leases	<p>All leases that do not meet the criteria of a finance lease are classified as operating leases.</p>	<p>The asset underlying the lease continues to be recognised and accounted for in terms of the relevant group accounting policies. Accruals for outstanding lease charges, together with a straight-line lease asset or liability, being the difference between actual payments and the straight-line lease income are recognised.</p>	<p>Operating lease income net of any incentives given to lessees, is recognised on the straight-line basis, or a more representative basis where applicable, over the lease term and is recognised in operating income.</p> <p>When an operating lease is terminated before the lease period has expired, any payment received/(paid) by the group by way of a penalty is recognised as income/(expense) in the period in which termination takes place.</p>
<b>IFRS 16 - Lessor lease modifications</b>			
Finance leases	<p>When the Group modifies the terms of a lease resulting in an increase in scope and the consideration for the lease increases by an amount commensurate with a stand-alone price for the increase in scope, the Group accounts for these modifications as a separate new lease.</p> <p>All other lease modifications that are not accounted for as a separate lease are accounted for in terms of IFRS 9, unless the classification of the lease would have been accounted for as an operating lease had the modification been in effect at inception of the lease. These lease modifications are accounted for as a separate new lease from the effective date of the modification and the net investment in the lease becomes the carrying amount of the underlying asset.</p>		
Operating leases	<p>Modifications are accounted for as a new lease from the effective date of the modification.</p>		

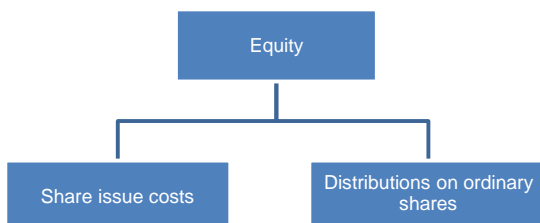


**STANBIC IBTC HOLDINGS PLC**

**Notes to the condensed consolidated interim financial statements  
for the period ended 31 March 2025**

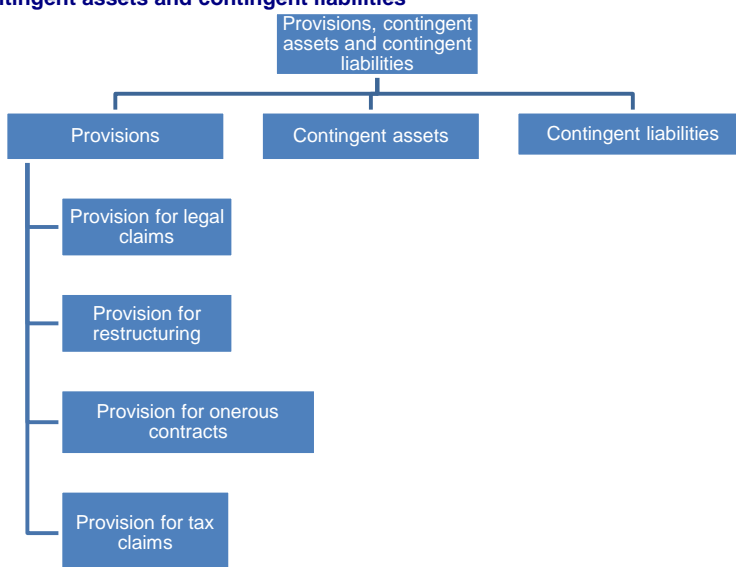
**4 Statement of significant accounting policies (continued)**

**4.7 Equity**



<b>Share issue costs</b>	Incremental external costs directly attributable to a transaction that increases or decreases equity are deducted from equity, net of related tax. All other share issue costs are expensed.
<b>Distributions to owners</b>	Distributions are recognised in equity in the period in which they are declared. Distributions declared after the reporting date are disclosed in the distributions note to the financial statements.

**4.8 Provisions, contingent assets and contingent liabilities**



<b>Provisions</b>	Provisions are recognised when the group has a present legal or constructive obligation as a result of past events, it is probable that an outflow of resources embodying economic benefits will be required to settle the obligation and a reliable estimate of the amount of the obligation can be made. Provisions are determined by discounting the expected future cash flows using a pre-tax discount rate that reflects current market assessments of the time value of money and the risks specific to the liability. The group's provisions typically (when applicable) include the following:
-------------------	---

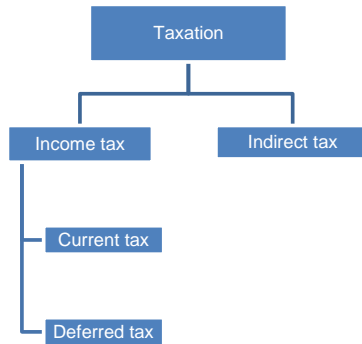
**STANBIC IBTC HOLDINGS PLC**

**Notes to the condensed consolidated interim financial statements  
for the period ended 31 March 2025**

**4 Statement of significant accounting policies (continued)**

<b>Provisions (continued)</b>	<p><b>Provisions for legal claims</b> Provisions for legal claims are recognised on a prudent basis for the estimated cost for all legal claims that have not been settled or reached conclusion at the reporting date. In determining the provision management considers the probability and likely settlement (if any). Reimbursements of expenditure to settle the provision are recognised when and only when it is virtually certain that the reimbursement will be received.</p> <p><b>Provision for restructuring</b> A provision for restructuring is recognised when the group has approved a detailed formal plan, and the restructuring either has commenced or has been announced publicly. Future operating costs or losses are not provided for.</p> <p><b>Provision for onerous contracts</b> A provision for onerous contracts is recognised when the expected benefits to be derived by the group from a contract are lower than the unavoidable cost of meeting its obligations under the contract. The provision is measured at the present value of the lower of the expected cost of terminating the contract and the expected net cost of continuing with the contract. Before a provision is established, the group recognises any impairment loss on the assets associated with that contract.</p> <p><b>Provision for tax claims</b> Provisions for taxes claims relates to additional assessment on taxes, including withholding tax, value added tax, PAYE tax.</p>
<b>Contingent assets</b>	Contingent assets are not recognised in the interim financial statements but are disclosed when, as a result of past events, it is probable that economic benefits will flow to the group, but this will only be confirmed by the occurrence or non-occurrence of one or more uncertain future events which are not wholly within the group's control.
<b>Contingent liabilities</b>	Contingent liabilities include certain guarantees (other than financial guarantees) and letters of credit and are not recognised in the interim financial statements but are disclosed in the notes to the interim financial statements.

**4.9 Taxation**



Type	Description, recognition and measurement	Offsetting
<b>Current tax-determined for current period transactions and events</b>	<p>Current tax comprises the expected tax payable or receivable on the taxable income or loss for the year and any adjustment to the tax payable or receivable in respect of previous years. The amount of current tax payable or receivable is the best estimate of the tax amount expected to be paid or received that reflects uncertainty related to income taxes, if any. Current tax also includes any tax arising from dividend.</p> <p>Current tax is recognised as an expense for the year and adjustments to past years except to the extent that current tax related to items that are charged or credited in OCI or directly to equity.</p> <p>Nigerian tax laws mandates a minimum tax assessment for companies having no taxable profits for the year or where the tax on profits is below the minimum tax. Minimum tax is computed at flat rate of 0.5% of turnover less franked investment.</p> <p>Further, the Nigerian tax laws mandates that where a dividend is paid out of profit on which no tax is payable due to either: (a) no total profit; or (b) the total profit is less than the amount of dividend paid, the company paying the dividend will be subjected to tax at 30% of the dividends paid, as if the dividend is the total profits of the company for the year of assessment to which the accounts, out of which the dividends paid relates.</p> <p>When applicable, minimum tax is recorded under current income tax in profit or loss.</p>	

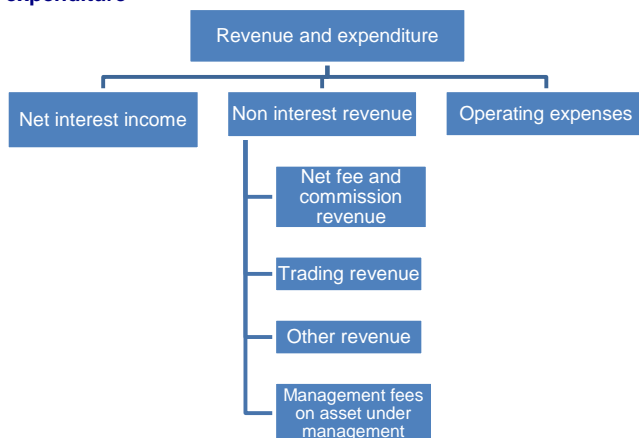
**STANBIC IBTC HOLDINGS PLC**

**Notes to the condensed consolidated interim financial statements  
for the period ended 31 March 2025**

**4 Statement of significant accounting policies (continued)**

Type	Description, recognition and measurement	Offsetting
<b>Deferred tax-determined for future tax consequences</b>	<p>Deferred tax is recognised in profit or loss except to the extent that it relates to a business combination (relating to a measurement period adjustment where the carrying amount of the goodwill is greater than zero), or items recognised directly as part of OCI.</p> <p>Deferred tax is recognised in respect of temporary differences arising between the tax bases of assets and liabilities and their carrying values for financial reporting purposes. Deferred tax is measured at the tax rates that are expected to be applied to the temporary differences when they reverse, based on the laws that have been enacted or substantively enacted at the reporting date. Deferred tax is not recognised for the following temporary differences:</p> <ul style="list-style-type: none"> <li>• the initial recognition of goodwill;</li> <li>• the initial recognition of assets and liabilities in a transaction that is not a business combination, which affects neither accounting nor taxable profits or losses; and</li> <li>• investments in subsidiaries, associates and jointly controlled arrangements (excluding mutual funds) where the group controls the timing of the reversal of temporary differences and it is probable that these differences will not reverse in the foreseeable future.</li> </ul> <p>The amount of deferred tax provided is based on the expected manner of realisation or settlement of the carrying amount of the asset or liability and is not discounted.</p> <p>Deferred tax assets are recognised to the extent that it is probable that future taxable income will be available against which the unused tax losses can be utilised. Deferred tax assets are reviewed at each reporting date and are reduced to the extent that it is no longer probable that the related tax benefit will be realised.</p>	<p>Current tax assets and liabilities, deferred tax assets and liabilities are offset if there is a legally enforceable right to offset current tax liabilities and assets, and they relate to income taxes levied by the same tax authority on the same taxable entity, or on different tax entities, but they intend to settle current tax liabilities and assets on a net basis or their tax assets and liabilities will be realised simultaneously.</p>
<b>Indirect taxation</b>	Indirect taxes are recognised in profit or loss, as part of other operating expenses.	N/A
<b>Dividend tax</b>	Taxes on dividends declared by the group are recognised as part of the dividends paid within equity as dividend tax represents a tax on the shareholder and not the group.	N/A

**4.10 Revenue and expenditure**



Description	Recognition and measurement
<b>Net interest income</b>	Interest income and expense (with the exception of borrowing costs that are capitalised on qualifying assets, that is assets that necessarily take a substantial period of time to get ready for their intended use or sale and which are not measured at fair value) are recognised in profit or loss using the effective interest method for all interest-bearing financial instruments.

## STANBIC IBTC HOLDINGS PLC

### Notes to the condensed consolidated interim financial statements for the period ended 31 March 2025

#### 4 Statement of significant accounting policies (continued)

##### 4.10 Revenue and expenditure (continued)

Description	Recognition and measurement
<b>Net interest income</b>	<p>In terms of the effective interest method, interest is recognised at a rate that exactly discounts estimated future cash payments or receipts through the expected life of the financial instrument or, where appropriate, a shorter period, to the net carrying amount of the financial asset or financial liability. Direct incremental transaction costs incurred and origination fees received, including loan commitment fees, as a result of bringing margin-yielding assets or liabilities into the statement of financial position, are capitalised to the carrying amount of financial instruments that are not at fair value through profit or loss and amortised as interest income or expense over the life of the asset or liability as part of the effective interest rate.</p> <p>Where the estimates of payments or receipts on financial assets or financial liabilities are subsequently revised, the carrying amount of the financial asset or financial liability is adjusted to reflect actual and revised estimated cash flows.</p> <p>The carrying amount is calculated by computing the present value of the adjusted cash flows at the financial asset or financial liability's original effective interest rate. Any adjustment to the carrying value is recognised in net interest income.</p> <p>When a financial asset is classified as Stage 3 impaired, interest income is calculated on the impaired value (gross carrying value less specific impairment) based on the original effective interest rate.</p> <p><b>Interest expense on lease liabilities:</b></p> <p>A lease finance cost, determined with reference to the interest rate implicit in the lease or the Group's incremental borrowing rate, is recognised within interest expense over the lease period.</p> <p>Dividends received on preference share investments classified as debt form part of the group's lending activities and are included in interest income.</p>
<b>Net fee and commission revenue</b>	<p>Fee and commission revenue, including transactional fees, account servicing fees, investment management fees, sales commissions and placement fees are recognised as the related services are performed. Loan commitment fees for loans that are not expected to be drawn down are recognised on a straight-line basis over the commitment period.</p> <p>Loan syndication fees, where the group does not participate in the syndication or participates at the same effective interest rate for comparable risk as other participants, are recognised as revenue when the syndication has been completed. Syndication fees that do not meet these criteria are capitalised as origination fees and amortised as interest income. The fair value of issued financial guarantee contracts on initial recognition is amortised as income over the term of the contract.</p> <p>Fee and commission expenses, included in net fee and commission revenue, are mainly transaction and service fees relating to financial instruments, which are expensed as the services are received. Expenditure is recognised as fee and commission expenses where the expenditure is linked to the production of fee and commission revenue.</p>
<b>Trading revenue</b>	Trading revenue comprises all gains and losses from changes in the fair value of trading assets and liabilities, together with related interest income, expense and dividends.
<b>Other revenue</b>	<p>Other revenue includes dividends on equity financial assets, underwriting profit from the group's short-term insurance operations and related insurance activities and re-measurement gains and losses from contingent consideration on disposals and purchases.</p> <p>Gains and losses on equity instruments designated at fair value through profit or loss are recognised within other revenue. Gains and losses on equity instruments classified as fair value through other comprehensive income financial assets are reclassified from OCI to other retained earnings.</p>
<b>Dividend income</b>	Dividends are recognised in profit or loss when the right to receipt is established. Scrip dividends are recognised as dividends received where the dividend declaration allows for a cash alternative.
<b>Management fees on assets under management</b>	Fee income includes management fees on assets under management and administration fees. Management fees on assets under management are recognised over the period for which the services are rendered, in accordance with the substance of the relevant agreements.
<b>Operating expenses</b>	<p>Expenses are recognized on an accrual bases regardless of the time of cash outflows. Expenses are recognized in the income statement when a decrease in future economic benefit related to a decrease in an assets or an increase of a liability has arisen that can be measured reliably.</p> <p>Expenses are recognized in the same reporting period when they are incurred in cases when it is not probable to directly relate them to particular income earned during the current reporting period and when they are not expected to generate any income during the coming periods. Expenses that are not related to the income earned during the reporting period, but expected to generate future economic benefits, are recorded in the financial statements as assets.</p>

**STANBIC IBTC HOLDINGS PLC**

**Notes to the condensed consolidated interim financial statements  
for the period ended 31 March 2025**

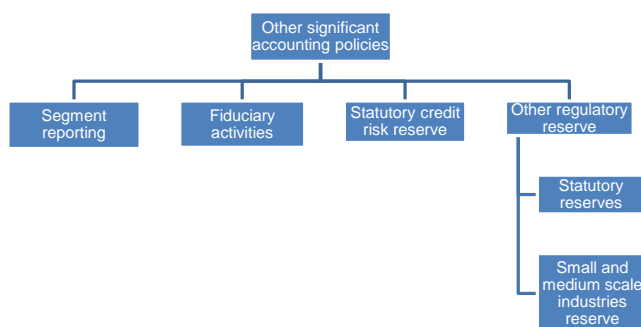
**4 Statement of significant accounting policies (continued)**

Interest in suspense (IIS) (refers to contractual interest which accrues on financial assets which are classified as non-performing) is presented as follows:

**IFRS 9 accounting treatment**

IFRS 9 requires that interest for financial assets classified as stage 3 (i.e. in default) only be calculated on the gross carrying amount less impairments (i.e. amortised cost balance). The group has applied this requirement by suspending all contractual interest on such financial assets and recognising interest on the amortised cost balance utilising the financial assets' effective interest rate. IFRS 9 requires that the suspended contractual interest be recognised as part of the financial assets' gross carrying amount and be deducted as part of the reconciliation to the net carrying amount which is reported in the balance sheet. Whilst the IIS is recognised in the gross carrying amount it does not impact the net carrying amount of the financial asset as presented on the face of the statement of financial position. Given the IFRS 9 requirement that the gross carrying amount would include the contractual suspended interest on financial assets classified as stage 3, the group will report the balance sheet interest in suspense account as part of stage 3 impairment when calculating the financial assets' net carrying amount. The group has elected to continue to present upon the curing of the non-performing financial asset, this suspended contractual interest (previously unrecognised interest) within credit impairment line in the income statement.

**4.11 Other significant accounting policies**



<b>Segment reporting</b>	An operating segment is a component of the group engaged in business activities, whose operating results are reviewed regularly by management in order to make decisions about resources to be allocated to segments and assessing segment performance. The group's identification of segments and the measurement of segment results is based on the group's internal reporting to management. Transactions between segments are priced at market-related rates.
<b>Fiduciary activities</b>	The group commonly engages in trust or other fiduciary activities that result in the holding or placing of assets on behalf of individuals, trusts, post-employment benefit plans and other institutions. These assets and the income arising directly thereon are excluded from these annual financial statements as they are not assets of the group. However, fee income earned and fee expenses incurred by the group relating to the group's responsibilities from fiduciary activities are recognised in profit or loss.
<b>Statutory credit risk reserve</b>	The statutory credit risk reserve represents a reserve component created when credit impairment on loans and advances as accounted for under IFRS using the expected loss model differ from the Prudential Guidelines set by the Central Bank of Nigeria.
<b>Statutory reserve</b>	Nigerian banking and pension industry regulations require the banking and pension subsidiaries to make an annual appropriation to a statutory reserve. For the banking subsidiary, an appropriation of 30% of profit after tax is made if the statutory reserve is less than paid-up share capital and 15% of profit after tax if the statutory reserve is greater than the paid up share capital. The pension subsidiary is required to transfer 12.5% of its profit after tax to a statutory reserve. Statutory reserve is not available for distribution to shareholders. See note 20.4 (b)(i).

## STANBIC IBTC HOLDINGS PLC

### Notes to the condensed consolidated interim financial statements for the period ended 31 March 2025

#### 4 Statement of significant accounting policies (continued)

##### 4.12 Non-current assets held for sale and disposal groups

Type	Description	Statement of financial position	Income statement
Non-current assets/disposal groups that are held for sale	Comprising assets and liabilities that are expected to be recovered primarily through sale rather than continuing use (including regular purchases and sales in the ordinary course of business).	Immediately before classification, the assets (or components of a disposal group) are remeasured in accordance with the group's accounting policies and tested for impairment. Thereafter, the assets are measured at the lower of their carrying amount and fair value less costs to sell.  Assets and liabilities (or components of a disposal group) are presented separately in the statement of financial position.	Impairment losses on initial classification as well as subsequent gains and losses on remeasurement of these assets or disposal groups are recognised in profit or loss.  Property and equipment and intangible assets are not depreciated or amortised.

Notes to the condensed consolidated interim financial statements  
for the period ended 31 March 2025

4 Statement of significant accounting policies

4.13 New standards and interpretations not yet effective

Pronouncement	
<b>Title</b>	<b>IFRS 10 and IAS 28 Sale or Contribution of Assets between an Investor and its Associate or Joint Venture (amendments)</b> The amendments address an inconsistency between the requirements in IFRS 10 and those in IAS 28, in dealing with the sale or contribution of assets between an investor and its associate or joint venture. The main consequence of the amendments is that a full gain or loss is recognised when a transaction involves a business (whether it is housed in a subsidiary or not). A partial gain or loss is recognised when a transaction involves assets that do not constitute a business, even if these assets are housed in a subsidiary. The amendments will be applied prospectively and are not expected to have a material impact on the Group's financial statements.
<b>Effective date</b>	Effective date of this standard deferred indefinitely
<b>Title</b>	<b>Presentation and Disclosure in Financial Statements (IFRS 18)</b> This standard seek to set out requirements for the presentation and disclosure of information in general purpose financial statements (financial statements) to help ensure they provide relevant information that faithfully represents an entity's assets, liabilities, equity, income and expenses.
<b>Effective date</b>	1 January 2027.
<b>Title</b>	<b>IFRS 19 — Subsidiaries without Public Accountability</b> This standard alleviate the cost of preparing financial statements for eligible entities through over disclosure, while maintaining the usefulness of their financial statements for users. Removing the need to either provide disclosures beyond users' needs or to maintain two separate sets of accounting records. A subsidiary may choose to apply the new standard in its consolidated, separate or individual financial statements provided that, at the reporting date: i. It does not have public accountability <sup>2</sup> ; and ii. Its parent produces consolidated financial statements under IFRS Accounting Standards. A subsidiary applying IFRS 19 is required to clearly state in its explicit and unreserved statement of compliance with IFRS Accounting Standards that IFRS 19 has been adopted.
<b>Effective date</b>	1 January 2027.
<b>Title</b>	<b>Amendments to the Classification and Measurement of Financial Instruments – Amendments to IFRS 9 Financial Instruments and IFRS 7 Financial Instruments: Disclosures</b> The amendment settling financial liabilities using an electronic payment system; and assessing contractual cash flow characteristics of financial assets, including those with environmental, social and governance (ESG)-linked features. The amendments will be applied retrospectively. The impact on the financial statements has not yet been fully determined.
<b>Effective date</b>	1 January 2026.

## STANBIC IBTC HOLDINGS PLC

### Notes to the condensed consolidated interim financial statements

for the period ended 31 March 2025

#### 5 Segment reporting

We have shifted the business to be future-ready and client centric. Our reporting has changed to align to this principle. The client segments will be responsible for designing and executing the client value proposition strategy. Client segments will own the client relationship and create multi-product customer experiences to address life events distributed through our client engagement platforms. The principal reporting segments in the group are as follows:

##### Business unit

---

Business & Commercial Banking	<p>The Business &amp; Commercial Banking (BCB) segment provides broad based client solutions for a wide spectrum of small- and medium-sized businesses as well as large commercial enterprises. Our client coverage support extends across a wide range of industries, sectors and solutions that deliver the necessary advisory, networking and sustainability support required by our clients to enable their growth.</p> <p>Home services - Residential accommodation financing solutions, including related value added services.</p> <p>Vehicle and asset finance - Comprehensive finance solutions in instalment credit, fleet management and related services across our retail and business markets.</p>
Corporate and Investment Banking	<p>The Corporate and Investment Banking (CIB) segment serves large companies (multinational, regional and domestic), governments, parastatals and institutional clients across Africa and internationally. Our clients leverage our in-depth sector and regional expertise, our specialist capabilities and our access to global capital markets for advisory, transactional, trading and funding support.</p> <p>Global markets – Trading and risk management solutions across financial markets, including foreign exchange, money markets, interest rates, equities, credit and commodities.</p> <p>Transactional and lending products – Comprehensive suite of cash management, international trade finance, working capital and investor services solutions.</p> <p>Investment banking – Full suite of advisory and financing solutions, from term lending to structured and specialised products across equity and debt capital markets</p>
Personal and Private Banking	<p>The Personal and Private Banking (PPB) segment is responsible for the end-to-end lifecycle of clients. PPB services individual clients across Nigeria. We enable our clients' daily lives by providing relevant solutions throughout their life journeys.</p> <p>Card and payments - Credit card facilities to individuals and businesses. Merchant acquiring services. Enablement of digital payment capabilities through various products and platforms. Mobile money and cross-border businesses.</p> <p>Retail lending - Comprehensive suite of lending products provided to individuals and small and medium-sized businesses</p> <p>Retail transactional - Comprehensive suite of transactional, savings, payment and liquidity management solutions.</p>
Insurance and Assets Management	<p>The Insurance &amp; Asset Management (IAM) segment is made up of the company's subsidiaries, whose activities involve investment management, portfolio management, unit trust/funds management, insurance brokerage, life insurance and trusteeship. Our clients, who range from individual customers to corporate and institutional clients, can leverage the Group's extensive market leading range of propositions and services to help build and protect their wealth and lifestyle</p>

An operating segment is a component of the group engaged in business activities from which it can earn revenues, whose operating results are regularly reviewed by the group's executive management in order to make decisions about resources to be allocated to segments and assessing segment performance. The group's identification of segments and the measurement of segment results is based on the group's internal reporting to management. Segment results include customer-facing activities and support functions.



## STANBIC IBTC HOLDINGS PLC

### Notes to the condensed consolidated interim financial statements

for the period ended 31 March 2025

#### 5 Segment reporting

##### Operating segments

	Business & Commercial Banking		Corporate and Investment Banking		Personal and Private Banking		Insurance and Assets Management		Eliminations		Group	
	31 Mar. 2025 N million	31 Mar. 2024 N million	31 Mar. 2025 N million	31 Mar. 2024 N million	31 Mar. 2025 N million	31 Mar. 2024 N million	31 Mar. 2025 N million	31 Mar. 2024 N million	31 Mar. 2025 N million	31 Mar. 2024 N million	31 Mar. 2025 N million	31 Mar. 2024 N million
Net interest income	25,044	21,453	107,501	39,629	11,672	13,161	5,673	2,657	-	-	149,890	76,900
Non-interest revenue	7,174	4,680	17,755	30,344	3,376	1,410	29,924	26,162	(5,105)	(1,261)	53,124	61,335
<b>Total income</b>	<b>32,218</b>	<b>26,133</b>	<b>125,256</b>	<b>69,973</b>	<b>15,048</b>	<b>14,571</b>	<b>35,597</b>	<b>28,819</b>	<b>(5,105)</b>	<b>(1,261)</b>	<b>203,014</b>	<b>138,235</b>
Credit impairment charges	1,508	(3,464)	3,034	(1,493)	(940)	(2,109)	(153)	(39)			3,449	(7,105)
<b>Income after credit impairment charges</b>	<b>33,726</b>	<b>22,669</b>	<b>128,290</b>	<b>68,480</b>	<b>14,108</b>	<b>12,462</b>	<b>35,444</b>	<b>28,780</b>	<b>(5,105)</b>	<b>(1,261)</b>	<b>206,463</b>	<b>131,130</b>
Operating expenses in banking activities	(23,165)	(14,699)	(44,220)	(31,002)	(14,410)	(14,687)	(13,358)	(9,290)	5,105	1,261	(90,048)	(68,417)
<b>Profit before direct taxation</b>	<b>10,561</b>	<b>7,970</b>	<b>84,070</b>	<b>37,478</b>	<b>(302)</b>	<b>(2,225)</b>	<b>22,086</b>	<b>19,490</b>	<b>-</b>	<b>-</b>	<b>116,415</b>	<b>62,713</b>
Direct taxation	(3,282)	(2,656)	(22,971)	(7,105)	(810)	(1,436)	(7,290)	(5,877)	-	-	(34,353)	(17,074)
<b>Profit for the period</b>	<b>7,279</b>	<b>5,314</b>	<b>61,099</b>	<b>30,373</b>	<b>(1,112)</b>	<b>(3,661)</b>	<b>14,796</b>	<b>13,613</b>	<b>-</b>	<b>-</b>	<b>82,062</b>	<b>45,639</b>

## STANBIC IBTC HOLDINGS PLC

### Notes to the condensed consolidated interim financial statements for the period ended 31 March 2025

	Group		Company	
	31 Mar. 2025 N'million	31 Dec. 2024 N'million	31 Mar. 2025 N'million	31 Dec. 2024 N'million
<b>6 Cash and cash equivalents</b>				
Coins and bank notes	35,711	42,327	-	-
Balances with central bank	759,484	720,466	-	-
Current balances with banks within Nigeria	17,138	12,026	6,204	7,867
Current balances with banks outside Nigeria	1,296,672	1,470,493	-	-
	<b>2,109,005</b>	<b>2,245,312</b>	<b>6,204</b>	<b>7,867</b>

Balances with central bank include cash reserve of ₦757,976 million (Dec. 2023: ₦717,040 million) that are not available for use by the Group on a day to day basis. These restricted cash balances are held with Central Bank of Nigeria (CBN).

	Group		Company	
	31 Mar. 2025 N million	31 Dec. 2024 N million	31 Mar. 2025 N million	31 Dec. 2024 N million
<b>7 Pledged assets</b>				
<b>7.1 Pledged assets</b>				
<b>Financial assets that may be repledged or resold by counterparties</b>				
Government bonds - Trading	56,926	65,870	-	-
Government bonds - FVOCI	60,794	62,058	-	-
Treasury bills - Trading	78,270	-	-	-
	<b>195,990</b>	<b>127,928</b>	<b>-</b>	<b>-</b>

## STANBIC IBTC HOLDINGS PLC

### Notes to the condensed consolidated interim financial statements for the period ended 31 March 2025

#### 8 Trading assets and trading liabilities

Trading assets and trading liabilities mainly relates to client-facilitating activities carried out by the Global Markets business. These instruments are managed on a combined basis and should therefore be assessed on a total portfolio basis and not as stand-alone assets and liability classes.

	Group		Company	
	31 Mar. 2025 N million	31 Dec. 2024 N million	31 Mar. 2025 N million	31 Dec. 2024 N million
<b>8.1 Trading assets</b>				
<b>Classification</b>				
Listed	177,917	24,254	-	-
Unlisted	701,726	567,278	-	-
	<b>879,643</b>	<b>591,532</b>	<b>-</b>	<b>-</b>
<b>Comprising:</b>				
Government bonds	26,765	1,130	-	-
Treasury bills	151,152	23,124	-	-
Reverse repurchase agreements	611,533	567,278	-	-
Placements	90,193	-	-	-
	<b>879,643</b>	<b>591,532</b>	<b>-</b>	<b>-</b>

	Group		Company	
	31 Mar. 2025 N million	31 Dec. 2024 N million	31 Mar. 2025 N million	31 Dec. 2024 N million
<b>8.2 Trading liabilities</b>				
<b>Classification</b>				
Listed	502,848	381,932	-	-
Unlisted	1,134,416	866,973	-	-
	<b>1,637,264</b>	<b>1,248,905</b>	<b>-</b>	<b>-</b>
<b>Comprising:</b>				
Government bonds (short positions)	6,548	15,952	-	-
Repurchase agreements	486,283	364,338	-	-
Deposits	1,134,416	866,973	-	-
Treasury bills (short positions)	10,017	1,642	-	-
	<b>1,637,264</b>	<b>1,248,905</b>	<b>-</b>	<b>-</b>



**STANBIC IBTC HOLDINGS PLC**
**Notes to the condensed consolidated interim financial statements**

for the period ended 31 March 2025

	Group		Company	
	31 Mar. 2025 N million	31 Dec. 2024 N million	31 Mar. 2025 N million	31 Dec. 2024 N million
<b>11 Loans and advances</b>				
<b>Loans and advances net of impairments</b>				
<b>11.1 Loans and advances to banks</b>	<b>210,833</b>	51,854	-	-
Placements with banks	210,839	51,860	-	-
Expected credit losses	(6)	(6)	-	-
<b>11.2 Loans and advances to customers</b>	<b>2,262,477</b>	2,348,378	-	-
<b>Gross loans and advances to customers</b>	<b>2,388,918</b>	2,470,693	-	-
<b>PPB- Personal and Private Banking</b>	<b>180,905</b>	193,641		
Mortgage loans	26,386	26,847	-	-
Instalment sale and finance leases	7,318	4,266	-	-
Card debtors	4,114	5,719	-	-
Others loans and advances	143,087	156,809	-	-
<b>BCB- Business and Commercial Banking</b>	<b>588,360</b>	657,106		
Instalment sale and finance leases	98,501	130,886	-	-
Card debtors	7	6	-	-
Others loans and advances	489,852	526,214	-	-
<b>CIB- Corporate and Investment Banking</b>	<b>1,619,653</b>	1,619,946		
Corporate loans	1,619,653	1,619,946		
<b>Credit impairments for loans and advances</b>	<b>(126,441)</b>	(122,315)	-	-
12-month ECL	(28,909)	(32,185)	-	-
Lifetime ECL not credit-impaired	(5,683)	(4,473)	-	-
Lifetime ECL credit-impaired	(91,849)	(85,657)	-	-
<b>Net loans and advances</b>	<b>2,473,310</b>	2,400,232	-	-

The increase in loans and advances to customers relates to new origination during the period under review

**11.3 Analysis of gross loans and advances to customers by performance**
**31 March 2025**

Gross carrying value- In Nmillions	Stage 1	Stage 2	Stage 3	Total
<b>PPB- Personal and Private Banking</b>	<b>157,186</b>	<b>10,838</b>	<b>12,881</b>	<b>180,905</b>
Mortgage loans	25,577	446	363	26,386
Instalment sale and finance leases	7,077	171	70	7,318
Card debtors	2,657	838	619	4,114
Others term loans	121,875	9,383	11,829	143,087
<b>BCB- Business and Commercial Banking</b>	<b>494,926</b>	<b>20,234</b>	<b>73,200</b>	<b>588,360</b>
Instalment sale and finance leases	97,669	700	132	98,501
Card debtors	7	-	-	7
Others term loans	397,250	19,534	73,068	489,852
<b>CIB- Corporate and Investment Banking</b>	<b>1,565,208</b>	<b>36,442</b>	<b>18,003</b>	<b>1,619,653</b>
Corporate lending	1,565,208	36,442	18,003	1,619,653
	<b>2,217,320</b>	<b>67,514</b>	<b>104,084</b>	<b>2,388,918</b>

**31 December 2024**

Gross carrying value- In Nmillions	Stage 1	Stage 2	Stage 3	Total
<b>PPB- Personal and Private Banking</b>	<b>173,727</b>	<b>8,053</b>	<b>11,861</b>	<b>193,641</b>
Mortgage loans	26,066	441	340	26,847
Instalment sale and finance leases	4,128	72	66	4,266
Card debtors	4,380	844	495	5,719
Others term loans	139,153	6,696	10,960	156,809
<b>BCB- Business and Commercial Banking</b>	<b>562,891</b>	<b>19,949</b>	<b>74,266</b>	<b>657,106</b>
Mortgage loans	-	-	-	-
Instalment sale and finance leases	130,164	685	37	130,886
Card debtors	6	-	-	6
Others term loans	432,721	19,264	74,229	526,214
<b>CIB- Corporate and Investment Banking</b>	<b>1,601,175</b>	<b>1,401</b>	<b>17,370</b>	<b>1,619,946</b>
Corporate lending	1,601,175	1,401	17,370	1,619,946
	<b>2,337,793</b>	<b>29,403</b>	<b>103,497</b>	<b>2,470,693</b>

**STANBIC IBTC HOLDINGS PLC**

**Notes to the condensed consolidated interim financial statements**  
for the period ended 31 March 2025

	Group		Company	
	31 Mar. 2025 N million	31 Dec. 2024 N million	31 Mar. 2025 N million	31 Dec. 2024 N million
<b>12</b>				
<b>Other assets</b>				
Trading settlement assets	175,335	69,521	-	-
Due from group companies	3,023	1,365	12,022	11,872
Repossessed assets	182	123	-	-
Accrued income	6,530	3,016	-	-
Indirect / withholding tax receivables	4,671	3,244	620	618
Accounts receivable	110,851	136,824	3,223	50
Receivable in respect of unclaimed dividends	3,097	-	3,097	-
Deposit for investment	19,983	19,983	-	-
Prepayments	19,213	19,682	-	6,535
Other debtors	4,376	1,383	690	633
	<b>347,261</b>	<b>255,141</b>	<b>19,652</b>	<b>19,708</b>
Impairment on doubtful recoveries	(19,502)	(19,097)	(595)	(595)
	<b>327,759</b>	<b>236,044</b>	<b>19,057</b>	<b>19,113</b>

The increase in other assets is mainly as a result of increase in transit items that default into suspense accounts. By their nature, these receivables fluctuate as they will typically be settled or cleared the following day.

**13 Deferred tax analysis**

Deferred tax liabilities	9,101	12,824	-	-
Deferred tax asset	222	324	-	-
			-	-

**14 Reinsurance assets**

Asset for remaining coverage - Group Life	249	618	-	-
Asset for remaining coverage - Credit Life	25	175	-	-
Asset for incurred claims - Group Life	712	231	-	-
Asset for incurred claims - Credit Life	153	27	-	-
	<b>1,139</b>	<b>1,051</b>	-	-
Reinsurance assets -PAA	1,139	1,051	-	-
Reinsurance assets -GMM	-	-	-	-
	<b>1,139</b>	<b>1,051</b>	-	-

**STANBIC IBTC HOLDINGS PLC**
**Notes to the condensed consolidated interim financial statements**

for the period ended 31 March 2025

**15 Property and equipment**

Group	Freehold Land and building N million	Leasehold improvements and building N million	Motor vehicles N million	Furniture, fittings & equipment N million	Computer equipment N million	Work in progress N million	Total N million
<b>15.1 Cost</b>							
<b>Balance at 1 January 2025</b>	<b>50,930</b>	<b>8,320</b>	<b>14,252</b>	<b>20,788</b>	<b>39,811</b>	<b>11,905</b>	<b>146,006</b>
Additions	125	173	480	398	737	9,927	11,840
Disposals / expensed	(2,802)	-	(266)	(583)	(273)	(194)	(4,118)
Write-offs	-	-	-	-	-	(1)	(1)
Transfers / reclassifications	234	-	-	2	266	(502)	-
<b>Balance at 31 March 2025</b>	<b>48,487</b>	<b>8,493</b>	<b>14,466</b>	<b>20,605</b>	<b>40,541</b>	<b>21,135</b>	<b>153,727</b>
Balance at 1 January 2024	21,112	8,624	10,819	12,337	32,054	40,228	125,174
Additions	1,000	1,421	4,400	6,273	11,064	12,682	36,840
Disposals	-	-	(943)	(771)	(1,679)	(7,073)	(10,466)
Write-offs	(164)	(2,452)	-	(472)	(2,437)	(17)	(5,542)
Transfers/ reclassifications	28,982	727	(24)	3,421	809	(33,915)	-
Balance at 31 December 2024	50,930	8,320	14,252	20,788	39,811	11,905	146,006
<b>15.2 Accumulated depreciation</b>							
<b>Balance at 1 January 2025</b>	<b>7,829</b>	<b>5,959</b>	<b>4,357</b>	<b>10,812</b>	<b>25,249</b>	<b>-</b>	<b>54,206</b>
Charge for the period	399	122	745	726	1,579	-	3,571
Disposals	(1,461)	-	(85)	(538)	(258)	-	(2,342)
Write-off	-	-	(1)	-	-	-	(1)
<b>Balance at 31 March 2025</b>	<b>6,767</b>	<b>6,081</b>	<b>5,016</b>	<b>11,000</b>	<b>26,570</b>	<b>-</b>	<b>55,434</b>
Balance at 1 January 2024	6,343	7,298	2,015	9,163	23,672	-	48,491
Charge for the year	1,591	499	2,634	2,798	5,662	-	13,184
Disposals	(105)	(1,838)	(292)	(704)	(1,650)	-	(4,589)
Write-off	-	-	-	(445)	(2,435)	-	(2,880)
Balance at 31 December 2024	7,829	5,959	4,357	10,812	25,249	-	54,206
<b>Net book value:</b>							
<b>31 March 2025</b>	<b>41,720</b>	<b>2,412</b>	<b>9,450</b>	<b>9,605</b>	<b>13,971</b>	<b>21,135</b>	<b>98,293</b>
31 December 2024	43,101	2,361	9,895	9,976	14,562	11,905	91,800

There were no capitalised borrowing costs related to the acquisition of property and equipment during the period (2024: Nil). None of the assets were pledged as security for liabilities and items written off relate to computer equipment, furniture and fittings no longer in use.

**STANBIC IBTC HOLDINGS PLC**

**Notes to the condensed consolidated interim financial statements**

for the period ended 31 March 2025

<b>15 Property and equipment</b>	<b>Leasehold improvements and building N million</b>	<b>Motor vehicles N million</b>	<b>Furniture, fittings &amp; equipment N million</b>	<b>Computer equipment N million</b>	<b>Work in progress N million</b>	<b>Total N million</b>
<b>Company</b>						
<b>15.3 Cost</b>						
Balance at 1 January 2025	1,135	1,144	2,455	2,488	92	7,314
Additions	-	18	4	17	-	39
Disposals / expensed	-	-	(7)	(15)	-	(22)
Transfers / reclassifications	-	-	-	56	(56)	-
<b>Balance at 31 March 2025</b>	<b>1,135</b>	<b>1,162</b>	<b>2,452</b>	<b>2,546</b>	<b>36</b>	<b>7,331</b>
Balance at 1 January 2024	-	1,021	234	910	2,013	4,178
Additions	-	273	38	88	3,326	3,725
Disposals	-	(150)	(46)	(169)	(224)	(589)
Transfers/ reclassifications	1,135	-	2,229	1,659	(5,023)	-
Balance at 31 December 2024	1,135	1,144	2,455	2,488	92	7,314
<b>15.4 Accumulated depreciation</b>						
Balance at 1 January 2025	189	321	549	793	-	1,852
Charge for the period	47	58	112	134	-	351
Disposals	-	-	(7)	(11)	-	(18)
<b>Balance at 31 March 2025</b>	<b>236</b>	<b>379</b>	<b>654</b>	<b>916</b>	<b>-</b>	<b>2,185</b>
Balance at 1 January 2024	-	121	149	462	-	732
Charge for the year	189	229	443	496	-	1,357
Disposals/expensed	-	(29)	(43)	(165)	-	(237)
Balance at 31 December 2024	189	321	549	793	-	1,852
<b>Net book value:</b>						
<b>31 March 2025</b>	<b>899</b>	<b>783</b>	<b>1,798</b>	<b>1,630</b>	<b>36</b>	<b>5,146</b>
31 December 2024	946	823	1,906	1,695	92	5,462

There were no capitalised borrowing costs related to the acquisition of property and equipment during the period (2024: Nil). None of the assets were pledged as security for liabilities and items written off relate to computer equipment, furniture and fittings no longer in use.



**STANBIC IBTC HOLDINGS PLC****Notes to the condensed consolidated interim financial statements**

for the period ended 31 March 2025

<b>16 Intangible assets</b>	<b>Purchased Software</b>	<b>Total</b>
<b>Group</b>	<b>N million</b>	<b>N million</b>
<b>16.1 Cost</b>		
<b>Balance at 1 January 2025</b>	<b>5,846</b>	<b>5,846</b>
Expensed	113	113
<b>Balance at 31 March 2025</b>	<b>5,959</b>	<b>5,959</b>
Balance at 1 January 2024	5,831	5,831
Additions	15	15
Balance at 31 December 2024	5,846	5,846
<b>16.2 Accumulated depreciation</b>		
<b>Balance at 1 January 2025</b>	<b>4,125</b>	<b>4,125</b>
Amortisation for the period	211	211
<b>Balance at 31 March 2025</b>	<b>4,336</b>	<b>4,336</b>
Balance at 1 January 2024	3,360	3,360
Amortisation for the period	765	765
Balance at 31 December 2024	4,125	4,125
<b>Net book value:</b>		
<b>31 March 2025</b>	<b>1,623</b>	<b>1,623</b>
31 December 2024	1,721	1,721

There were no capitalised borrowing costs related to the acquisition of property and equipment during the period (2024: Nil). None of the assets were pledged as security for liabilities and items written off relate to computer equipment, furniture and fittings no longer in use.

**STANBIC IBTC HOLDINGS PLC**
**Notes to the condensed consolidated interim financial statements**  
for the period ended 31 March 2025

17 Right of Use Assets	ROU Building Leases N million	ROU ATM Spaces Leases N million	ROU Branch Leases N million	ROU Other Leases N million	Total N million
Group					
<b>17.1 Cost</b>					
<b>Balance at 1 January 2025</b>	10,583	820	7,519	200	19,122
Additions	296	22	164	1,417	1,899
Disposals / expensed	-	-	-	-	-
Impairments	-	-	-	-	-
Transfers / reclassifications	-	-	-	-	-
<b>Balance at 31 March 2025</b>	<b>10,879</b>	<b>842</b>	<b>7,683</b>	<b>1,617</b>	<b>21,021</b>
Balance at 1 January 2024	5,135	796	6,521	136	12,588
Additions	5,448	24	1,049	64	6,585
Disposals / expensed	-	-	(51)	-	(51)
Impairments	-	-	-	-	-
Transfers / reclassifications	-	-	-	-	-
<b>Balance at 31 December 2024</b>	<b>10,583</b>	<b>820</b>	<b>7,519</b>	<b>200</b>	<b>19,122</b>
<b>17.2 Accumulated depreciation</b>					
<b>Balance at 1 January 2025</b>	6,478	797	4,908	176	12,359
Charge for the period	150	30	145	322	647
Disposals	-	-	-	-	-
Expense/writeoff	-	-	-	-	-
<b>Balance at 31 March 2025</b>	<b>6,628</b>	<b>827</b>	<b>5,053</b>	<b>498</b>	<b>13,006</b>
Balance at 1 January 2024	3,169	731	4,210	90	8,200
Charge for the period	3,309	66	703	86	4,164
Disposals	-	-	-	-	-
Expense/write-off	-	-	(5)	-	(5)
<b>Balance at 31 December 2024</b>	<b>6,478</b>	<b>797</b>	<b>4,908</b>	<b>176</b>	<b>12,359</b>
<b>Net book value:</b>					
<b>31 March 2025</b>	<b>4,251</b>	<b>15</b>	<b>2,630</b>	<b>1,119</b>	<b>8,015</b>
<b>31 December 2024</b>	<b>4,105</b>	<b>23</b>	<b>2,611</b>	<b>24</b>	<b>6,763</b>
<b>Company</b>					
Right of Use Assets	ROU Building Leases N million	ROU ATM Spaces Leases N million	ROU Branch Leases N million	ROU Other Leases N million	Total N million
<b>17.3 Cost</b>					
<b>Balance at 1 January 2025</b>	1,243	-	37	-	1,280
Additions	448	-	-	-	448
Disposals / expensed	-	-	-	-	-
Impairments	-	-	-	-	-
Transfers / reclassifications	-	-	-	-	-
<b>Balance at 31 March 2025</b>	<b>1,691</b>	<b>-</b>	<b>37</b>	<b>-</b>	<b>1,728</b>
Balance at 1 January 2024	212	-	88	-	300
Additions	1,031	-	-	-	1,031
Disposals / expensed	-	-	(51)	-	(51)
Impairments	-	-	-	-	-
Transfers / reclassifications	-	-	-	-	-
<b>Balance at 31 December 2024</b>	<b>1,243</b>	<b>-</b>	<b>37</b>	<b>-</b>	<b>1,280</b>
<b>17.4 Accumulated depreciation</b>					
<b>Balance at 1 January 2025</b>	692	-	32	-	724
Charge for the period	160	-	-	-	160
Disposals	-	-	-	-	-
Expense/writeoff	-	-	-	-	-
<b>Balance at 31 March 2025</b>	<b>852</b>	<b>-</b>	<b>32</b>	<b>-</b>	<b>884</b>
Balance at 1 January 2024	137	-	34	-	171
Charge for the period	555	-	3	-	558
Disposals	-	-	-	-	-
Expense/writeoff	-	-	(5)	-	(5)
<b>Balance at 31 December 2024</b>	<b>692</b>	<b>-</b>	<b>32</b>	<b>-</b>	<b>724</b>
<b>Net book value:</b>					
<b>31 March 2025</b>	<b>839</b>	<b>-</b>	<b>5</b>	<b>-</b>	<b>844</b>
<b>31 December 2024</b>	<b>551</b>	<b>-</b>	<b>5</b>	<b>-</b>	<b>556</b>

\*The group leases various branch offices, ATM sites, equipment and vehicles. Rental contracts are typically made for fixed periods of one month to eight years but may have extension options and Right of Use assets titles are restricted by the lease liabilities.

\*\*Others include advert space, car parking space, accommodation amongst others

**STANBIC IBTC HOLDINGS PLC**

Notes to the condensed consolidated interim financial statements  
for the period ended 31 March 2025

	Group		Company	
	31 Mar. 2025 N million	31 Dec. 2024 N million	31 Mar. 2025 N million	31 Dec. 2024 N million
<b>18 Share capital and reserves</b>				
<b>18.1 Issued and fully paid-up</b>				
12,956,997,163 Ordinary shares of 50k each				
(Dec 2024: 12,956,997,163 Ordinary shares of 50k each)	<b>6,479</b>	6,479	<b>6,479</b>	6,479
<b>Ordinary share premium</b>	<b>102,780</b>	<b>102,780</b>	<b>102,780</b>	<b>102,780</b>
All issued shares are fully paid up.				

**STANBIC IBTC HOLDINGS PLC**
**Notes to the condensed consolidated interim financial statements**

for the period ended 31 March 2025

	Group		Company	
	31 Mar. 2025 N million	31 Dec. 2024 N million	31 Mar. 2025 N million	31 Dec. 2024 N million
<b>19 Deposits and current accounts</b>				
<b>Deposits from banks</b>	<b>350,705</b>	263,794	-	-
Other deposits from banks	350,705	263,794	-	-
<b>Deposits from customers</b>	<b>3,045,637</b>	3,009,862	-	-
Current accounts	2,004,145	1,896,512	-	-
Call deposits	191,756	161,833	-	-
Savings accounts	381,769	362,297	-	-
Term deposits	467,967	589,220	-	-
<b>Total deposits and current accounts</b>	<b>3,396,342</b>	3,273,656	-	-

	Group		Company	
	31 Mar. 2025 N million	31 Dec. 2024 N million	31 Mar. 2025 N million	31 Dec. 2024 N million
<b>20 Other borrowings</b>				
<b>On-lending borrowings</b>	<b>409,971</b>	417,589	-	-
Findev Canada (see (vii) below)	61,882	62,174	-	-
Nigeria Mortgage Refinance Company (see (iv) below)	2,698	2,829	-	-
Bank of Industry (see (i) below)	-	56	-	-
Standard Bank Isle of Man (see (ii) below)	272,939	279,192	-	-
CBN Real Sector Support Financing (see (v) below)	1,824	2,557	-	-
CBN Commercial Agricultural Credit Scheme (see (iii) below)	749	970	-	-
British International Investment (see (vi) below)	69,820	69,811	-	-
Family homes fund (see (viii) below)	59	-	-	-
	<b>409,971</b>	417,589	-	-

The terms and conditions of other borrowings are as follows:

On-lending borrowings are funding obtained from Development Financial Institutions and banks which are simultaneously lent to loan customers. The Group bears the credit risk on the loans granted to customers and are under obligation to repay the lenders. Specific terms of funding are provided below:

- i The bank obtained a Central Bank of Nigeria (CBN) initiated on-lending naira facility from Bank of Industry in September 2010 at a fixed rate of 1% per annum on a tenor based on agreement with individual beneficiary customer. The facility was granted under the Power and Aviation Intervention Fund scheme and Restructuring and Refinancing Facilities scheme. Disbursement of these funds are represented in loans and advances to customers. Based on the structure of the facility, the bank assumes default risk of amount lent to its customers. The facility was not secured.
- ii The bank obtained dollar denominated long term on-lending facilities with floating rates tied to SOFR from Standard Bank Isle of Man with average tenor of 5 years. The dollar value of the facility as at 31 March 2024 was USD258 million (Dec 2023: USD267 million). The facilities have different expiry dates with the longest expiring on 30 September 2027.
- iii The bank obtained an interest free loan from the Central Bank of Nigeria (CBN) for the purpose of on - lending to customers under the Commercial Agricultural Credit Scheme (CACS). The tenor is also based on agreement with individual beneficiary customer. Disbursement of these funds are represented in loans and advances to customers. Based on the structure of the facility, the bank assumes default risk of amount lent to its customers.
- iv This represents N1,223 million (Tranche 1), N1,386 million (Tranche 2) and N770 million (Tranche 3) on-lending facilities obtained from Nigeria Mortgage Refinance Company in June 2016, June 2019 and August 2019 respectively. Tranche 1 is priced at 15.5% while Tranche 2 and 3 are priced at 14.5%. Tranche 1 expires on 07 August 2028, Tranche 2 expires on 07 June 2033 and Tranche 3 expires on 07 August 2034.
- v The Bank obtained a real sector support funding of N10.9 billion from the Central Bank of Nigeria at an interest rate of 3% for 7 years. The facilities have different expiry dates with the longest expiring on 17 June 2027.
- vi This represents US\$75 million on-lending facility obtained in October 2020 from the British International Investment. The facility which is a senior unsecured debt is priced at 6-month SOFR + 4.0% with a maturity date of 10 November 2027
- vii This represents long-term borrowing of USD40m priced at 6-month Term SOFR + 3.50% from the FinDev Canada with a seven-year maturity date due in January 2031.
- viii The Bank obtained a home loan support funding of N59 million from the Family home funds at an interest rate of 3% for tenor of each facility. The facilities have different expiry dates with the longest expiring on 17 June 2037.

The Group has not had any default of principal, interest or any other breaches with respect to its debt securities during the period ended 31 March 2025 (Dec 2024: Nil).

## STANBIC IBTC HOLDINGS PLC

### Notes to the condensed consolidated interim financial statements

for the period ended 31 March 2025

	Group		Company	
	31 Mar. 2025 N million	31 Dec. 2024 N million	31 Mar. 2025 N million	31 Dec. 2024 N million
<b>21 Debts Securities Issued</b>				
(i) Subordinated debt - US dollar (see (ii) below)	109,274	112,697	-	-
(ii) Commercial Paper Issued (see (iii) below)	-	-	-	-
	<b>109,274</b>	<b>112,697</b>	<b>-</b>	<b>-</b>

(i) This represents US dollar denominated term subordinated non-collateralised facility of USD\$40 million obtained from Standard Bank of South Africa effective 05 Feb 2021. The facility expires on 05 Feb 2031 and is repayable at maturity. Interest on the facility is payable semiannually at SOFR (Secured Overnight Financing Rate) plus 4.82%.

(ii) The Commercial paper is a N100bn multicurrency programme established by the bank under which Stanbic IBTC Bank may from time to time issue Commercial Paper Notes ("CP Notes" or "Notes"), denominated in NGN or USD or in such other currency as may be agreed between the Arranger and the Issuer, in separate series or tranches.

The group has not had any default of principal, interest or any other covenant breaches with respect to its debt securities during the period ended 31 March 2025 (2024: Nil).

	Group		Company	
	31 Mar. 2025 N million	31 Dec. 2024 N million	31 Mar. 2025 N million	31 Dec. 2024 N million
<b>22 Other liabilities</b>				
Trading settlement liabilities	49,247	47,787	-	-
Cash-settled share-based payment liability	6,252	4,618	3,216	2,686
Accrued expenses - Staff	6,774	17,762	1,132	2,796
Deferred revenue (iii)	57,171	63,053	-	-
Accrued expenses - Others	15,692	15,463	3,802	2,475
Due to group companies	7,589	8,162	2,645	5,845
Collections / remittance payable	229,423	450,217	527	434
Customer deposit for letters of credit	241,815	241,815	-	-
Unclaimed balance (i)	6,387	6,325	-	-
Payables to suppliers and asset management clients	9,136	5,032	105	65
Draft & bank cheque payable	1,061	1,209	-	-
Electronic channels settlement liability	6,301	6,300	-	-
Unclaimed dividends liability (ii)	6,359	1,040	6,359	1,040
Insurance contract liabilities	50,327	39,333	-	-
Clients cash collateral for derivative transactions (iv)	99,106	61,772	-	-
Lease liability (v)	3,974	4,506	458	525
Sundry liabilities (vi)	143,773	61,627	1,121	796
	<b>940,387</b>	<b>1,036,021</b>	<b>19,365</b>	<b>16,662</b>

Decrease in other liabilities is majorly on deferred revenue and collection activities at reporting period.

- (i) Unclaimed balances include demand drafts not yet presented for payment by beneficiaries.
- (ii) Amount represents liability in respect of unclaimed dividends as at 31 March 2025.
- (iii) Deferred revenue include unrecognised gains on swaps transaction with the Central Bank
- (iv) Amount represents margin cash collateral for FX futures
- (v) Lease liabilities represents the Lease liabilities which are initially measured at the present value of the contractual payments due to the lessor over the lease term,
- (vi) Included in sundry liabilities are non-financial institution Vostro account N72 billion (Dec 2024: N32 billion).

**STANBIC IBTC HOLDINGS PLC**

**Notes to the condensed consolidated interim financial statements (continued)**

for the period ended 31 March 2025

**23 Provisions**

	Legal	Taxes & levies	Expected credit loss for off balance sheet exposures	Penalties & fines	Total
<b>31 March 2025</b>	<b>N million</b>	<b>N million</b>	<b>N million</b>	<b>N million</b>	<b>N million</b>
Balance at 1 January 2024	6,741	5,127	1,052	-	<b>12,920</b>
Provisions made during the period	154	51,769	588	1,651	<b>54,162</b>
Provisions used during the period	-	(26,030)	-	(10)	<b>(26,040)</b>
Provisions reversed during the period	-	-	(616)	(1,005)	<b>(1,621)</b>
<b>Balance at 31 March 2025</b>	<b>6,895</b>	<b>30,866</b>	<b>1,024</b>	<b>636</b>	<b>39,421</b>

	Legal	Taxes & levies	Expected credit loss for off balance sheet exposures	Penalties & fines	Total
<b>31 December 2024</b>	<b>N million</b>	<b>N million</b>	<b>N million</b>	<b>N million</b>	<b>N million</b>
Balance at 1 January 2024	6,143	4,493	678	-	11,314
Provisions made during the year	592	15,207	3,177	-	18,976
Provisions used during the year	-	(14,573)	-	-	(14,573)
Provisions reversed during the year	6	-	(2803)	-	(2,797)
<b>Balance at 31 December 2024</b>	<b>6,741</b>	<b>5,127</b>	<b>1,052</b>	<b>-</b>	<b>12,920</b>

**(a) Legal**

In the conduct of its ordinary course of business, the group is exposed to various actual and potential claims, lawsuits. The group makes provision for amount that would be required to settle obligations that may crystallise in the event of unfavourable outcome of the lawsuits. Estimates of provisions required are based on management judgment.

**(b) Taxes & levies**

Provisions for taxes and levies relates to additional assessment on taxes, including withholding tax, value added tax, PAYE tax.

**(c) Expected credit loss for off balance sheet exposures**

This relates to expected credit loss on off balance sheet exposures in accordance with IFRS 9.

**STANBIC IBTC HOLDINGS PLC**

**Notes to the condensed consolidated interim financial statements (continued)**

for the period ended 31 March 2025

	Group		Company	
	31 Mar. 2025 N million	31-Mar-2024 N million	31 Mar. 2025 N million	31-Mar-2024 N million
<b>24 Statement of cash flows notes</b>				
<b>24.1 Decrease/(increase) in assets</b>				
Net derivative assets	3,130	61,785	-	-
Trading assets	(288,111)	(250,669)	-	-
Pledged assets	(68,062)	173,890	-	-
Loans and advances	(280,462)	(94,548)	-	-
Reinsurance assets	(88)	-	-	-
Other assets	(91,715)	(200,892)	56	9,242
Restricted balance with the Central Bank	245,410	508,215	-	-
	(479,898)	197,781	56	9,242
<b>24.2 Increase/(decrease) in deposits and other liabilities</b>				
Deposit and current accounts	122,686	418,139	-	-
Trading liabilities	388,359	53,817	-	-
Other liabilities and provisions	(313,483)	201,858	2,703	(5,044)
Effect of exchange rate on cash and cash equivalents	32,998	(114,066)	-	-
	230,560	559,748	2,703	(5,044)
<b>24.3 Cash and cash equivalents - Statement of cash flows</b>				
Cash and cash equivalents (note 6)	2,109,005	1,732,801	6,204	12,314
Less: restricted balance with the Central Bank of Nigeria	(758,526)	(495,721)	-	-
Add: Treasury bills below 90 days	242,932	136,338		
Loans and advances to banks (90 days' tenor or less)	210,833	67,424		
<b>Cash and bank balances at end of the period</b>	<b>1,804,244</b>	<b>1,440,842</b>	<b>6,204</b>	<b>12,314</b>

## STANBIC IBTC HOLDINGS PLC

### Notes to the condensed consolidated interim financial statements (continued)

for the period ended 31 March 2025

#### 25 Classification of financial instruments

##### Accounting classifications and fair values

The table below sets out the group's classification of assets and liabilities, and their fair values.

	Note	Fair Value Through P&L			Amortised cost	Fair-value through other comprehensive income		Other amortised cost	Total carrying amount	Fair value <sup>1</sup>
		Held for trading	Designated at fair value	Fair value through P/L - default		Debt Instrument	Equity Instrument			
		N million	N million	N million		N million	N million			
<b>31 March 2025</b>										
<b>Assets</b>										
Cash and cash equivalents	6	-	-	793,686	1,315,319	-	-	-	2,109,005	2,109,005
Derivative assets	9	62,527	-	-	-	-	-	-	62,527	62,527
Trading assets	8	879,643	-	-	-	-	-	-	879,643	879,643
Pledged assets	7	78,270	-	-	-	-	-	-	78,270	78,270
Financial investments	10	-	-	498,102	4,170	732,511	4,170	-	1,238,953	1,238,953
Reinsurance assets	14	-	-	-	1,139	-	-	-	1,139	1,139
Loans and advances to banks	11	-	-	-	210,833	-	-	-	210,833	231,644
Loans and advances to customers	11	-	-	-	2,262,477	-	-	-	2,262,477	2,230,124
Other assets (see note a below)		-	-	-	323,377	-	-	-	323,377	323,377
		<b>1,020,440</b>	-	<b>1,291,788</b>	<b>4,117,315</b>	<b>732,511</b>	<b>4,170</b>	-	<b>7,166,224</b>	<b>7,154,682</b>
<b>Liabilities</b>										
Derivative liabilities	9	3,378	-	-	-	-	-	-	3,378	3,378
Trading liabilities	8	1,637,264	-	-	-	-	-	-	1,637,264	1,637,264
Deposits from banks	19	-	-	-	-	-	-	350,705	350,705	350,705
Deposits from customers	19	-	-	-	-	-	-	3,045,637	3,045,637	3,045,637
Debt securities issued		-	-	-	-	-	-	109,274	109,274	109,274
Other borrowings		-	-	-	-	-	-	409,971	409,971	409,971
Other liabilities (see note b below)		-	-	-	-	-	-	854,498	854,498	854,498
		<b>1,640,642</b>	-	-	-	-	-	<b>4,250,840</b>	<b>6,410,727</b>	<b>6,410,727</b>

(a) Other assets presented in the table above comprise financial assets only. The following items have been excluded: prepayment and indirect/withholding tax receivable.

(b) Other liabilities presented in the table above comprise financial liabilities only. Deferred revenue was excluded.

<sup>1</sup> Carrying value has been used where it closely approximates fair values. Fair value estimates are generally subjective in nature, and are made as of a specific point in time based on the characteristics of the financial instruments and relevant market information. Where available, the most suitable measure for fair value is the quoted market price. In the absence of organised secondary markets for financial instruments, such as loans, deposits and unlisted derivatives, direct market prices are not always available. The fair value of such instruments was therefore calculated on the basis of well-established valuation techniques using current market parameters. The fair value is a theoretical value applicable at a given reporting date, and hence can only be used as an indicator of the value realisable in a future sale.



## STANBIC IBTC HOLDINGS PLC

### Notes to the condensed consolidated interim financial statements (continued)

for the period ended 31 March 2025

#### 25 Classification of financial instruments continued

	Note	Fair Value Through P&L			Amortised cost	Fair-value through other comprehensive income		Other amortised cost	Total carrying amount	Fair value <sup>1</sup>
		Held for trading	Designated at fair value	Fair value through P/L - default		Debt Instrument	Equity Instrument			
		N million	N million	N million		N million	N million			
31 December 2024										
<b>Assets</b>										
Cash and cash equivalents	6	-	-	2,242,464	2,848	-	-	-	2,245,312	1,384,879
Derivative assets	9	124,129	-	-	-	-	-	-	124,129	550,720
Trading assets	8	591,532	-	-	-	-	-	-	591,532	67,917
Pledged assets	7	-	-	-	-	127,928	-	-	127,928	374,912
Financial investments	10	-	-	92,235	473,862	517,118	4,145	-	1,087,360	435,657
Reinsurance assets	14	-	-	-	1,051	-	-	-	1,051	1,051
Loans and advances to banks	11	-	-	-	51,854	-	-	-	51,854	9,522
Loans and advances to customers	11	-	-	-	2,348,378	-	-	-	2,348,378	2,003,288
Other assets (see note a below)		-	-	-	232,215	-	-	-	232,215	188,671
		715,661	-	2,334,699	3,110,208	645,046	4,145	-	6,809,759	5,016,617
<b>Liabilities</b>										
Derivative liabilities	9	61,850	-	-	-	-	-	-	61,850	446,993
Trading liabilities	8	1,248,905	-	-	-	-	-	-	1,248,905	480,465
Deposits from banks	19	-	-	-	-	-	-	263,794	263,794	658,885
Deposits from customers	19	-	-	-	-	-	-	3,009,862	3,009,862	2,072,887
Debt securities issued		-	-	-	-	-	-	112,697	112,697	74,311
Other borrowings		-	-	-	-	-	-	417,589	417,589	375,959
Other liabilities (see note b below)		-	-	-	-	-	-	933,635	933,635	488,515
		1,310,755	-	-	-	-	-	4,737,577	6,048,332	4,598,015

(a) Other assets presented in the table above comprise financial assets only. The following items have been excluded: prepayment and indirect/withholding tax receivable.

(b) Other liabilities presented in the table above comprise financial liabilities only. Deferred revenue was excluded.

<sup>1</sup> Carrying value has been used where it closely approximates fair values. Fair value estimates are generally subjective in nature, and are made as of a specific point in time based on the characteristics of the financial instruments and relevant market information. Where available, the most suitable measure for fair value is the quoted market price. In the absence of organised secondary markets for financial instruments, such as loans, deposits and unlisted derivatives, direct market prices are not always available. The fair value of such instruments was therefore calculated on the basis of well-established valuation techniques using current market parameters. The fair value is a theoretical value applicable at a given reporting date, and hence can only be used as an indicator of the value realisable in a future sale.

## STANBIC IBTC HOLDINGS PLC

### Notes to the condensed consolidated interim financial statements (continued)

for the period ended 31 March 2025

---

#### 26 Financial instruments measured at fair value

The fair values of financial assets and financial liabilities that are traded in active markets are based on quoted market prices or dealer price quotations. For all other financial instruments, fair values are determined using other valuation techniques.

##### 26.1 Valuation models

The group measures fair values using the following fair value hierarchy, which reflects the significance of the inputs used in making the measurements.

Level 1 - fair values are based on quoted market prices (unadjusted) in active markets for an identical instrument.

Level 2 - fair values are calculated using valuation techniques based on observable inputs, either directly (i.e. as quoted prices) or indirectly (i.e. derived from quoted prices). This category includes instruments valued using quoted market prices in active markets for similar instruments, quoted prices for identical or similar instruments in markets that are considered less than active or other valuation techniques where all significant inputs are directly or indirectly observable from market data.

Level 3 - fair values are based on valuation techniques using significant unobservable inputs. This category includes all instruments where the valuation technique includes inputs not based on observable data and the unobservable inputs have a significant effect on the instrument's valuation. This category includes instruments that are valued based on quoted prices for similar instruments where significant unobservable adjustments or assumptions are required to reflect differences between the instruments.

Valuation techniques include net present value and discounted cash flow models, comparison with similar instruments for which market observable prices exist, Black-Scholes and other valuation models. Assumptions and inputs used in valuation techniques include risk-free and benchmark interest rates, bonds and equity prices, foreign exchange rates, equity prices and expected volatilities and correlations.

Specific valuation techniques used to value financial instruments include:

- Quoted market prices or dealer quotes for similar instruments;
- The fair value of interest rate swaps is calculated as the present value of the estimated future cash flows based on observable yield curves;
- The fair value of forward foreign exchange contracts is determined using forward exchange rates at the balance sheet date, with the resulting value discounted back to present value;
- Other techniques, such as discounted cash flow analysis, are used to determine fair value for the remaining financial instruments.

Fair value estimates obtained from models are adjusted for any other factors, such as liquidity risk or model uncertainties, to the extent that the group believes that a third party market participant would take them into account in pricing a transaction. For measuring derivatives that might change classification from being an asset to a liability or vice versa such as interest rate swaps, fair values take into account both credit value adjustment (CVA) when market participants take this into consideration in pricing the derivatives.

##### 26.2 Valuation framework

The group has an established control framework with respect to the measurement of fair values. This framework includes a *market risk function*, which has overall responsibility for independently verifying the results of trading operations and all significant fair value measurements, and a *product control function*, which is independent of front office management and reports to the Chief Financial Officer. The roles performed by both functions include:

- verification of observable pricing
- re-performance of model valuations;
- review and approval process for new models and changes to models
- calibration and back-testing of models against observed market transactions;
- analysis and investigation of significant daily valuation movements; and
- review of significant unobservable inputs, valuation adjustments and significant changes to the fair value measurement of level 3 instruments.

Significant valuation issues are reported to the audit committee.

## STANBIC IBTC HOLDINGS PLC

### Notes to the condensed consolidated interim financial statements (continued)

for the period ended 31 March 2025

#### 26.3 Financial instruments measured at fair value - fair value hierarchy

The tables below analyze financial instruments carried at fair value at the end of the reporting period, by level of fair value hierarchy into which the fair value measurement is categorised. The amounts are based on the values recognised in the statement of financial position.

Group	Fair value N million	Level 1 N million	Level 2 N million	Level 3 N million	Total N million
<b>31 March 2025</b>					
<b>Assets</b>					
Cash and cash equivalents	793,686	793,686	-	-	793,686
Derivative assets	62,527	-	62,527	-	62,527
Trading assets	879,643	177,917	701,726	-	879,643
Pledged assets	195,990	195,990	-	-	195,990
Financial investments	1,234,783	1,158,565	72,048	4,170	1,234,783
	<b>3,166,629</b>	<b>2,326,158</b>	<b>836,301</b>	<b>4,170</b>	<b>3,166,629</b>
<b>Comprising:</b>					
Fair Value Through P&L	942,170	177,917	764,253	-	942,170
Fair Value Through OCI	1,430,773	1,354,555	72,048	4,170	1,430,773
	<b>2,372,943</b>	<b>1,532,472</b>	<b>836,301</b>	<b>4,170</b>	<b>2,372,943</b>
<b>Liabilities</b>					
Derivative liabilities	3,378	-	3,378	-	3,378
Trading liabilities	1,637,264	502,848	1,134,416	-	1,637,264
	<b>1,640,642</b>	<b>502,848</b>	<b>1,137,794</b>	<b>-</b>	<b>1,640,642</b>
<b>Comprising:</b>					
Fair Value Through P&L	1,640,642	502,848	1,137,794	-	1,640,642
Designated at fair value	-	-	-	-	-
	<b>1,640,642</b>	<b>502,848</b>	<b>1,137,794</b>	<b>-</b>	<b>1,640,642</b>

There have been no transfers between Level 1 and Level 2 during the period. No reclassifications were made in or out of level 3 during the period.

Group	Fair value N million	Level 1 N million	Level 2 N million	Level 3 N million	Total N million
<b>31 December 2024</b>					
<b>Assets</b>					
Cash and cash equivalents	2,242,464	-	2,242,464	-	2,242,464
Derivative assets	124,129	-	124,129	-	124,129
Trading assets	591,532	24,254	567,278	-	591,532
Pledged assets	127,928	127,928	-	-	127,928
Financial investments	613,498	609,353	-	4,145	613,498
	<b>3,699,551</b>	<b>761,535</b>	<b>2,933,871</b>	<b>4,145</b>	<b>3,699,551</b>
<b>Comprising:</b>					
Held-for-trading	2,390,847	24,254	2,366,593	-	2,390,847
Fair Value Through OCI	1,308,704	737,281	567,278	4,145	1,308,704
	<b>3,699,551</b>	<b>761,535</b>	<b>2,933,871</b>	<b>4,145</b>	<b>3,699,551</b>
<b>Liabilities</b>					
Derivative liabilities	446,993	-	61,850	-	61,850
Trading liabilities	480,465	17,594	1,231,311	-	1,248,905
Debt Securities Issued	-	-	-	-	-
	<b>927,458</b>	<b>17,594</b>	<b>1,293,161</b>	<b>-</b>	<b>1,310,755</b>
<b>Comprising:</b>					
Held-for-trading	927,458	17,594	1,293,161	-	1,310,755
	<b>927,458</b>	<b>17,594</b>	<b>1,293,161</b>	<b>-</b>	<b>1,310,755</b>

There have been no transfers between Level 1 and Level 2 during the period. No reclassifications were made in or out of level 3 during the period.

**STANBIC IBTC HOLDINGS PLC**

**Notes to the condensed consolidated interim financial statements (continued)**

for the period ended 31 March 2025

**26.3 Level 3 fair value measurement**

(i) The following table shows a reconciliation from the beginning balances to the ending balances for fair value measurements in level 3 of the fair value hierarchy.

	31 Mar. 2025		31 Dec. 2024	
	Derivative assets N million	Financial investments N million	Derivative assets N million	Financial investments N million
Balance at 1 January	-	4,145	71,743	4,124
Gains included in profit or loss - Trading revenue	-	-	(71,743)	-
Gains recognised in other comprehensive income	-	25	-	21
Day one Profit / (loss) recognised	-	-	-	-
Sales and settlements	-	-	-	-
<b>Balance at period end</b>	<b>-</b>	<b>4,170</b>	<b>-</b>	<b>4,145</b>

Gain or loss for the period in the table above are presented in the statement of other comprehensive income as follows:

	31 Mar. 2025		31 Dec. 2024	
	Derivative assets N million	Financial investments N million	Derivative assets N million	Financial investments N million
Trading revenue	-	-	(71,743)	-
Other comprehensive income	-	25	-	21

(ii) **Unobservable inputs used in measuring fair value**

The information below describes the significant unobservable inputs used at period end in measuring financial instruments categorised as level 3 in the fair value hierarchy.

Type of financial instrument	Valuation technique	Significant unobservable input	Fair value measurement sensitivity to unobservable input
Unquoted equities	Discounted cash flow	- Risk adjusted discount rate	A significant increase in the spread above the risk-free rate would result in a lower fair value.
Derivative assets	Discounted cash flow	- Own credit risk (DVA) - Counterparty credit risk (CVA, basis risk and country risk premium) - USD / NGN quanto risk - Implied FX volatility	A significant move (either positive or negative) in the unobservable input will result in a significant move in the fair value.

## STANBIC IBTC HOLDINGS PLC

### Notes to the condensed consolidated interim financial statements (continued)

for the period ended 31 March 2025

#### 26.4 Financial instruments not measured at fair value - fair value hierarchy

The following table set out the fair values of financial instruments not measured at fair value and analyses them by the level in the fair value hierarchy into which each fair value measurement is categorised.

Group	Fair value N million	Level 1 N million	Level 2 N million	Level 3 N million	Total N million
<b>31 March 2025</b>					
<b>Assets</b>					
Cash and cash equivalents	1,315,319	-	1,315,319	-	1,315,319
Financial Investment	4,170	-	4,170	-	4,170
Loans and advances to banks	231,644	-	231,644	-	231,644
Loans and advances to customers	2,230,124	-	2,230,124	-	2,230,124
Reinsurance assets	1,139	-	1,139	-	1,139
Other financial assets	323,377	-	323,377	-	323,377
	<b>4,105,773</b>	-	<b>4,105,773</b>	-	<b>4,105,773</b>
<b>Liabilities</b>					
Deposits from banks	350,705	-	350,705	-	350,705
Deposits from customers	3,045,637	-	3,045,637	-	3,045,637
Other borrowings	409,971	-	409,971	-	409,971
Debt securities issued	109,274	-	109,274	-	109,274
Other financial liabilities	854,498	-	854,498	-	854,498
	<b>4,770,085</b>	-	<b>4,770,085</b>	-	<b>4,770,085</b>

Group	Fair value N million	Level 1 N million	Level 2 N million	Level 3 N million	Total N million
<b>31 December 2024</b>					
<b>Assets</b>					
Cash and cash equivalents	2,848	-	2,848	-	2,848
Financial investments	473,862	-	473,862	-	473,862
Loans and advances to banks	51,854	-	51,854	-	51,854
Loans and advances to customers	2,348,378	-	2,348,378	-	2,348,378
Reinsurance assets	1,051	-	1,051	-	1,051
Other financial assets	232,215	-	232,215	-	232,215
	<b>3,110,208</b>	-	<b>3,110,208</b>	-	<b>3,110,208</b>
<b>Liabilities</b>					
Deposits from banks	263,794	-	263,794	-	263,794
Deposits from customers	3,009,862	-	3,009,862	-	3,009,862
Other borrowings	417,589	-	417,589	-	417,589
Debt securities issued	112,697	-	112,697	-	112,697
Other financial liabilities	933,635	-	933,635	-	933,635
	<b>4,737,577</b>	-	<b>4,737,577</b>	-	<b>4,737,577</b>

Fair value of loans and advances is estimated using discounted cash flow techniques. Input into the valuation techniques includes interest rates and expected cash flows. Expected cash flows are discounted at current market rates to determine fair value.

Fair value of deposits from banks and customers is estimated using discounted cash flow techniques, applying the rates offered for deposits of similar maturities and terms. The fair value of deposits payable on demand is the amount payable at the reporting date.

## STANBIC IBTC HOLDINGS PLC

### Notes to the condensed consolidated interim financial statements (continued)

for the period ended 31 March 2025

	Group		Company	
	31 Mar. 2025 N million	31 Dec. 2024 N million	31 Mar. 2025 N million	31 Dec. 2024 N million
<b>27</b>	<b>Contingent liabilities and commitments</b>			
<b>27.1</b>	<b>Contingent liabilities</b>			
Letters of credit	315,906	164,946	-	-
Guarantees	176,626	119,959	-	-
	<b>492,532</b>	<b>284,905</b>	<b>-</b>	<b>-</b>

Guarantees and letters of credit are given to third parties as security to support the performance of a customer to third parties. As the group will only be required to meet these obligations in the event of the customer's default, the cash requirements of these instruments are expected to be considerably below their nominal amounts. The expected credit loss of N487 million (Dec 2024: N678 million) on this has been included in provisions.

#### 27.2 Legal proceedings

In the ordinary course of business the Group is exposed to various actual and potential claims, lawsuits and other proceedings that relate to alleged errors, omissions, breaches. The Directors are satisfied, based on present information and the assessed probability of such existing claims crystallising that the Group has adequate insurance cover and / or provisions in place to meet such claims.

The Group litigation portfolio as at 31 March 2025 consisted of 441 cases and aggregate value of monetary claims against the Stanbic IBTC Group was N317,249,677,500.97; USD\$1,802,141.61 & GBP £1,556.07.

The claims against the group are generally considered to have a low likelihood of success and the group is actively defending same. Management believes that the ultimate resolution of any of the proceedings will not have a significantly adverse effect on the group. Where the group envisages that there is a more than average chance that a claim against it will succeed, adequate provisions are raised in respect of such claim.

In addition the Bank is involved in litigation against AMCON, please below for further details.

There were no other events after the reporting date which could have a material effect on the financial position of the group as at 31 March 2025 which have not been recognized or disclosed.

#### Asset Management Corporation of Nigeria

The Bank had in December 2012 entered into an agreement with AMCON to purchase the Eligible Assets (non-performing loan) of a client, which the Bank had classified as "doubtful". AMCON confirmed its willingness to purchase the proposed Eligible Assets at a total consideration of about N10 billion, which sale/purchase was concluded in December of 2012. As a precondition for the sale, AMCON unequivocally stated that the pricing of the Eligible Bank Assets was subject to adjustment within twelve (12) months in line with AMCON guidelines after due diligence on information the Bank had supplied to AMCON.

AMCON by a letter dated October 4, 2017 informed the Bank of its intention to reprice the loan and claw back the sum of N5.7bn, being what was alleged to be excess overpaid consideration, as a result of what was felt was an overvaluation. The Bank in its response to the allegation, emphatically denied the allegations and provided evidence to AMCON to the contrary. The Bank noted that AMCON's attempt to reprice the sold Assets, were outside the 12-month claw-back period provided in AMCON's guidelines.

Notwithstanding all the clarifications made by the Bank, AMCON proceeded to apply to the Central Bank of Nigeria (CBN) to debit the Bank's account with the sum requested to be clawed back, plus possible accrued interest. Sequel to this, the CBN wrote to Stanbic IBTC on 31 July 2019, informing the Bank of AMCON's request to debit the Bank's account.

Accordingly, the Bank instructed its lawyers to institute a Legal action against AMCON, pursuant to which it obtained an interim injunction (ex-parte), restraining AMCON and the CBN from debiting its Account for the alleged claw-back sum. However, the Bank subsequently discovered that AMCON had earlier filed a suit at the Federal High Court, Lagos Division on the same subject matter. Consequently, the Bank discontinued its suit against AMCON and filed a Counter-Claim against AMCON in its suit. When the case came up for hearing on 03 July 2024, the counsel for both parties adopted their respective issues for determination. On 04 November 2024 and 24 February 2025, the Plaintiff's counsel informed the Court that the Plaintiff's witness was not present in Court. The matter is now adjourned to 29 May 2025 for commencement of trial.

**STANBIC IBTC HOLDINGS PLC**
**Notes to the condensed consolidated interim financial statements (continued)**

for the period ended 31 March 2025

**28 Supplementary income statement information**

	Group		Company	
	3 months 31 Mar. 2025 N million	3 months 31 Mar. 2024 N million	3 months 31 Mar. 2025 N million	3 months 31 Mar. 2024 N million
<b>28.1 Interest income</b>				
Interest on loans and advances to banks	4,056	3,574	-	-
Interest on loans and advances to customers	111,197	87,498	-	-
Interest on investments	58,530	20,237	22	66
Interest on instalment sales & finance lease	6,688	4,494	-	-
	<b>180,471</b>	<b>115,803</b>	<b>22</b>	<b>66</b>
Interest income on items measured at amortised cost	141,952	105,120	-	-
Interest income on debt instruments measured at FVOCI	38,519	10,683	22	25
The amount reported above include interest income calculated using the effective interest rate method that relates to financial assets measured at amortised cost and carried at FVOCI. Interest income for the period ended 31 March 2025 includes N538 million (March 2024: N429 million) relating to interest income recognised on credit impaired financial assets.				
<b>28.2 Interest expense</b>				
Savings accounts	3,411	1,981	-	-
Current accounts	3,233	2,247	-	-
Call deposits	3,304	1,469	-	-
Term deposits	9,981	7,272	-	-
Interbank deposits	4,892	8,316	-	-
Borrowed funds	5,593	17,374	-	-
	<b>30,581</b>	<b>38,903</b>	<b>27</b>	<b>3</b>
Interest expense on items measured at amortised cost	30,414	38,659	-	-
Interest expense on lease liabilities	167	244	27	3
<b>28.3 Net fee and commission revenue</b>				
Fee and commission revenue	63,774	44,566	1,224	801
Account transaction fees	2,007	1,502	-	-
Card based commission	1,750	1,060	-	-
Brokerage and financial advisory fees	13,049	4,785	-	-
Asset management fees	29,301	23,934	-	-
Custody transaction fees	3,032	1,513	-	-
Electronic banking	1,089	1,077	-	-
Foreign currency service fees	7,824	5,083	-	-
Documentation and administration fees	5,105	4,775	-	-
Others	617	837	1,224	801
Fee and commission expense	(3,487)	(2,881)	-	-
	<b>60,287</b>	<b>41,685</b>	<b>1,224</b>	<b>801</b>
Increase in fee and commission revenue is mainly attributable to increase in Asset mgt fees coupled with increase in fees earned on brokerage and financial advisory transactions.				
<b>28.4 Income from life insurance activities</b>				
<b>Insurance service result</b>				
Insurance revenue	3,180	2,192	-	-
Insurance service expense	(6,024)	(2,805)	-	-
Net insurance service result before reinsurance contracts held	(2,844)	(613)	-	-
Net expense from reinsurance contracts held	56	(123)	-	-
	<b>(2,788)</b>	<b>(736)</b>	<b>-</b>	<b>-</b>
<b>Net insurance finance expenses</b>				
Net finance expenses from insurance contracts issued	2,583	4,444	-	-
Net finance income from reinsurance contracts held	-	-	-	-
	<b>2,583</b>	<b>4,444</b>	<b>-</b>	<b>-</b>
<b>Fair value adjustments</b>				
Fair value adjustments to investment mgt liabilities and third party fund interests	(560)	(4,254)	-	-
	<b>(560)</b>	<b>(4,254)</b>	<b>-</b>	<b>-</b>
<b>28.5 Trading revenue</b>				
Commodities	-	-	-	-
Equities	-	-	-	-
Fixed income and currencies	(6,974)	17,560	-	-
	<b>(6,974)</b>	<b>17,560</b>	<b>-</b>	<b>-</b>

STANBIC IBTC HOLDINGS PLC

Notes to the condensed consolidated interim financial statements (continued)  
for the period ended 31 March 2025

28 Supplementary income statement information continued

	Group		Company	
	3 months 31 Mar. 2025 N million	3 months 31 Mar. 2024 N million	3 months 31 Mar. 2025 N million	3 months 31 Mar. 2024 N million
<b>28.6 Other revenue</b>				
Dividend income	487	250	-	-
Others	89	2,386	18	18
	<b>576</b>	<b>2,636</b>	<b>18</b>	<b>18</b>
<b>28.7 Net impairment write-back/(loss) on financial assets</b>				
<b>Net expected credit losses raised and released for financial investments</b>	<b>378</b>	<b>(164)</b>	<b>-</b>	<b>-</b>
12 month ECL	378	(145)	-	-
Lifetime ECL not credit impaired	-	(19)	-	-
Lifetime ECL credit impaired	-	-	-	-
<b>Net expected credit losses raised and released for Loan and advances to banks</b>	<b>-</b>	<b>-</b>	<b>-</b>	<b>-</b>
12 month ECL	-	-	-	-
Lifetime ECL not credit impaired	-	-	-	-
Lifetime ECL credit impaired	-	-	-	-
<b>Net expected credit losses raised and released for Loan and advances to customers</b>	<b>(2,049)</b>	<b>7,668</b>	<b>-</b>	<b>-</b>
12 month ECL	(3,086)	887	-	-
Lifetime ECL not credit impaired	1,151	(43)	-	-
Lifetime ECL credit impaired	(114)	6,824	-	-
<b>Net expected credit losses raised and released on off balance sheet exposures</b>	<b>(25)</b>	<b>(176)</b>	<b>-</b>	<b>-</b>
12 month ECL	(25)	(176)	-	-
Lifetime ECL not credit impaired	-	-	-	-
Lifetime ECL credit impaired	-	-	-	-
<b>Net expected credit losses raised and released on other assets</b>	<b>881</b>	<b>461</b>	<b>-</b>	<b>-</b>
12 month ECL	881	461	-	-
Lifetime ECL not credit impaired	-	-	-	-
Lifetime ECL credit impaired	-	-	-	-
Recoveries on loans and advances previously written off	(2,634)	(684)	-	-
	<b>(3,449)</b>	<b>7,105</b>	<b>-</b>	<b>-</b>
<b>28.8 Other operating expenses</b>				
Information technology	12,263	7,608	424	444
Communication expenses	514	685	8	2
Premises Expenses	2,724	2,146	55	39
Depreciation Expenses	3,884	3,612	511	415
Amortisation of intangible asset	198	191	-	-
Deposit insurance premium	4,393	3,760	-	-
AMCON expenses	22,812	15,777	-	93
Other insurance premium	2,460	1,852	60	9
Auditors remuneration	299	144	43	19
Non-audit service fee	8	-	-	-
Professional fees	2,008	929	154	10
Administration and membership fees	1,497	1,364	211	103
Training expenses	321	341	103	75
Security expenses	927	614	11	18
Travel and entertainment	1,184	738	202	153
Stationery and printing	428	441	75	20
Marketing and advertising	2,212	1,289	992	207
Pension administration expense	25	160	-	-
Penalties and fines	113	44	-	-
Donations	399	478	356	478
Operational losses	1,226	401	-	-
Directors fees & expenses	832	309	545	193
Indirect tax (VAT)	1,673	1,833	216	489
Commission Paid	267	102	-	-
Others	2,782	2,351	42	1,137
	<b>65,449</b>	<b>47,169</b>	<b>4,008</b>	<b>3,904</b>
Included in others are FMDQ OTC futures charges, Bank charges, motor vehicle maintenance expense amongst others.				
<b>28.9 Income tax</b>				
Current tax	34,353	14,920	6	4
Deferred tax	-	2,154	-	-
	<b>34,353</b>	<b>17,074</b>	<b>6</b>	<b>4</b>



**STANBIC IBTC HOLDINGS PLC**

**Notes to the condensed consolidated interim financial statements (continued)**

for the period ended 31 March 2025

	<b>Group</b>		<b>Company</b>	
	<b>3 months 31 Mar. 2025 N million</b>	<b>3 months 31-Mar-2024 N million</b>	<b>3 months 31 Mar. 2025 N million</b>	<b>3 months 31-Mar-2024 N million</b>
<b>29 Earnings per ordinary share</b>				
The calculation of basic earnings per ordinary share and diluted earnings per ordinary share are as follows:				
<b>Earnings based on weighted average shares in issue</b>				
Earnings attributable to ordinary shareholders (N million)	<b>81,036</b>	44,711	<b>(4,434)</b>	(6,220)
<b>Weighted average number of ordinary shares in issue (number of shares)</b>				
Weighted average number of ordinary shares in issue	<b>12,957</b>	12,957	<b>12,957</b>	12,957
<b>Basic earnings per ordinary share (kobo)</b>	<b>625</b>	345	<b>(34)</b>	(48)

## STANBIC IBTC HOLDINGS PLC

### Notes to the condensed consolidated interim financial statements (continued)

for the period ended 31 March 2025

#### 30 Related party transactions

##### 30.1 Parent and ultimate controlling party

The company is 67.55% owned by Stanbic Africa Holdings Limited, which is incorporated in the United Kingdom. The ultimate parent and controlling party of the group/ company is Standard Bank Group Limited, incorporated in South Africa. Stanbic IBTC Holdings PLC has 10 direct subsidiaries and 1 indirect subsidiaries as listed below.

Stanbic IBTC Holdings PLC (Holdco) is related to other companies that are fellow subsidiaries of Standard Bank Group Limited. These include Standard Bank Isle of Man Limited, Standard Bank of South Africa (SBSA), Stanbic Bank Ghana Limited, CFC Stanbic Bank Kenya Limited, Stanbic Bank Botswana, Stanbic Bank Uganda Limited, Liberty Holdings Limited and Standard Bank (Mauritius) Limited. ICBC Standard Bank PLC, which is an associate of Standard Bank Group Limited, is also a related party.

##### 30.2 Subsidiaries

Details of effective interest in subsidiaries are disclosed below.

Stanbic IBTC Bank PLC	100%
Stanbic IBTC Ventures Limited	100%
Stanbic IBTC Capital Limited	100%
Stanbic IBTC Asset Management Limited	100%
Stanbic IBTC Pension Managers Limited	88.24%
Stanbic IBTC Stockbrokers Limited	100%
Stanbic IBTC Trustees Limited	100%
Stanbic IBTC Insurance Brokers Limited	Direct 75%, Indirect 25%
Stanbic IBTC Insurance Limited	100%
Zest payments services	100%
Stanbic IBTC Nominees Limited - Indirect subsidiary	100%

##### 30.3 Key management personnel

Key management personnel includes: members of the Stanbic IBTC Holdings PLC board of directors and Stanbic IBTC Holdings PLC executive committee. Non-executive directors are included in the definition of key management personnel as required by IAS 24 Related Party Disclosure. The definition of key management includes the close members of family of key management personnel and any entity over which key management exercise control, joint control or significant influence. Close members of family are those family members who may be expected to influence, or be influenced by that person in their dealings with Stanbic IBTC Holdings PLC. They include the person's domestic partner and children, the children of the person's domestic partner, and dependents of the person or the person's domestic partner.

	31 Mar. 2025 N million	31-Mar-2024 N million
<b>Key management compensation</b>		
Salaries and other short-term benefits	388	414
Post-employment benefits	10	10
Value of share options and rights expensed	12	(61)
	<b>410</b>	<b>363</b>
The transactions below are entered into in the normal course of business.		
	31 Mar. 2025 N million	31 Dec. 2024 N million
<b>Loans and advances</b>		
Loans outstanding at the beginning of the period	1,150	1,050
Net movement during the period	192	100
<b>Loans outstanding at the end of the period</b>	<b>1,342</b>	<b>1,150</b>

Loans include mortgage loans, instalment sale and finance leases and credit cards. No specific impairments have been recognised in respect of loans granted to key management (2024: nil). The mortgage loans and instalment sale and finance leases are secured by the underlying assets. All other loans are unsecured.

## STANBIC IBTC HOLDINGS PLC

### Notes to the condensed consolidated interim financial statements (continued)

for the period ended 31 March 2025

#### 31 Related party transactions continued

	31 Mar. 2025 N million	31 Dec. 2024 N million
<b>Deposit and current accounts</b>		
Deposits outstanding at beginning of the period	700	960
Net movement during the period	603	(260)
<b>Deposits outstanding at end of the period</b>	<b>1,303</b>	<b>700</b>

Deposits include cheque, current and savings accounts.

#### 31.1 Service contracts with related parties

In the normal course of business, current accounts are operated and placements of foreign currencies and trades between currencies are made between the parent company and other group companies at interest rates that are in line with the market.

The relevant balances are shown below:

	31 Mar. 2025 N million	31 Dec. 2024 N million
<b>(i) Due from group companies</b>		
Loans to banks	4,378	4,275
Current account balances	65,989	141,032
Derivatives	471	681
Other assets	3,023	1,365
	<b>73,861</b>	<b>147,353</b>

<b>(ii) Due to group companies</b>		
Deposits and current accounts	149,537	144,741
Derivatives	1,845	1,168
Trading liabilities	15,109	6,146
Debt securities issued	109,274	112,697
Other borrowings	277,289	279,192
Other liabilities	11,465	8,162
	<b>564,519</b>	<b>552,106</b>

	31 Mar. 2025 N million	31-Mar-2024 N million
<b>(iii) Profit or loss impact of transactions with group entities</b>		
Interest income earned	3,797	1,227
Interest expense paid	(5,764)	(9,202)
Trading revenue	999	(3,272)
Fee and commission income	209	31
Operating expense incurred	(438)	(819)

STANBIC IBTC HOLDINGS PLC  
Notes to the condensed consolidated interim financial statements (continued)  
for the period ended 31 March 2025

32 Insider related credit

In accordance with section 3.4(b) of the Central Bank of Nigeria prudential guidelines, the Group's principal exposure to all its directors as at 31 March 2025 are stated below.

Name of Company/ Individual	Relationship	Name of related interest	Facility type	Date granted	Expiry date	Approved credit limit NGN	Outstanding plus Accrued Interest NGN	Status	Currency	Interest Rate %	Security nature
ABOSEDE JANET SOGUNLE	RELATIVE OF EX-CHIEF EXECUTIVE(HOLDCO)	DR. A.A.E SOGUNLE	Term Loan	29-Aug-24	30-Aug-28	100,000,000	102,434,247	Performing	NGN	28.00	CASH
KOLAWOLE ALABI LAWAL	EXECUTIVE DIRECTOR (BANK)	KOLAWOLE ALABI LAWAL	Home Loans	14-Oct-22	20-Mar-27	284,122,870	34,484,904	Performing	NGN	20.00	LEGAL MORTGAGE
OLUBUNMI ONAJITE DAYO-OLAGUNJU	EXECUTIVE DIRECTOR (BANK)	OLUBUNMI ONAJITE DAYO-OLAGUNJU	VAF	19-Sep-23	20-Sep-25	23,700,000	7,225,052	Performing	NGN	20.00	ASSIGNMENT OF RIGHTS
OLUBUNMI ONAJITE DAYO-OLAGUNJU	EXECUTIVE DIRECTOR (BANK)	OLUBUNMI ONAJITE DAYO-OLAGUNJU	VAF	10-Jan-25	20-Dec-26	11,541,000	10,259,110	Performing	NGN	20.00	ASSIGNMENT OF RIGHTS
OLUSEUN OLUBUNMI DELANO	EXECUTIVE DIRECTOR (BANK)	OLUSEUN OLUBUNMI DELANO	Term Loan	28-Jul-22	30-Jul-27	154,167,000	154,235,527	Performing	USD	8.00	CASH
OLUBUNMI ONAJITE DAYO-OLAGUNJU	EXECUTIVE DIRECTOR (BANK)	OLUBUNMI ONAJITE DAYO-OLAGUNJU	Term Loan	25-Feb-25	20-Mar-29	230,000,000	92,604,932	Performing	NGN	20.00	CASH
OLUSEUN OLUBUNMI DELANO	EXECUTIVE DIRECTOR (BANK)	OLUSEUN OLUBUNMI DELANO	Term Loan	20-Feb-24	28-Feb-29	100,000,000	50,876,712	Performing	NGN	20.00	CASH
OLUWOLE ADELAJA ADENIYI	CHIEF EXECUTIVE (BANK)	OLUWOLE ADELAJA ADENIYI	Card	18-Jul-22	31-Jul-25	30,833,400	26,216,700	Performing	USD	30.00	CASH
OLUWOLE ADELAJA ADENIYI	CHIEF EXECUTIVE (BANK)	OLUWOLE ADELAJA ADENIYI	Card	5-Oct-22	31-Oct-25	5,000,000	3,578,703	Performing	NGN	30.00	CASH
OLUWOLE ADELAJA ADENIYI	CHIEF EXECUTIVE (BANK)	OLUWOLE ADELAJA ADENIYI	Term Loan	11-Feb-25	20-Mar-28	150,000,000	150,986,301	Performing	NGN	20.00	CASH
OLUWOLE ADELAJA ADENIYI	CHIEF EXECUTIVE (BANK)	OLUWOLE ADELAJA ADENIYI	Term Loan	24-Jun-24	30-Jun-25	30,833,400	10,530,099	Performing	USD	8.00	CASH
OLUWOLE ADELAJA ADENIYI	CHIEF EXECUTIVE (BANK)	OLUWOLE ADELAJA ADENIYI	Term Loan	7-Jul-22	20-Jun-26	95,000,000	41,453,343	Performing	NGN	20.00	CASH
OLUWOLE ADELAJA ADENIYI	CHIEF EXECUTIVE (BANK)	OLUWOLE ADELAJA ADENIYI	Term Loan	20-Feb-24	28-Feb-29	400,000,000	203,506,849	Performing	NGN	20.00	CASH
DR. A.A.E MRS J.A.O. SOGUNLE	EX-CHIEF EXECUTIVE(HOLDCO)	DR. A.A.E SOGUNLE	Card	6-Nov-22	30-Nov-25	38,541,750	8,987,319	Performing	USD	30.00	CASH
DR. A.A.E MRS J.A.O. SOGUNLE	EX-CHIEF EXECUTIVE(HOLDCO)	DR. A.A.E SOGUNLE	Term Loan	16-Jun-22	30-May-27	539,584,500	541,008,124	Performing	USD	11.21	CASH
<b>Total - Insider related credits</b>						<b>2,193,323,920</b>	<b>1,438,387,922</b>				

STANBIC IBTC HOLDINGS PLC

Notes to the condensed consolidated interim financial statements (continued)  
for the period ended 31 March 2025

31 Summarised financial statements of the consolidated entities

	Stanbic IBTC Holdings PLC Company N'million	Stanbic IBTC Bank PLC N'million	Stanbic IBTC Capital Ltd N'million	Stanbic IBTC Pension Managers Ltd N'million	Stanbic IBTC Asset Mgt Ltd N'million	Stanbic IBTC Ventures Ltd N'million	Stanbic IBTC Trustees Ltd N'million	Stanbic IBTC Stockbrokers Ltd N'million	Stanbic IBTC Insurance Ltd N'million	Stanbic IBTC Insurance Brokers Ltd N'million	Zest Payment Services Ltd N'million	Consolidations / Eliminations N'million	Stanbic IBTC Holdings PLC Group N'million
<b>Income statement</b>													
Net interest income	(5)	143,341	656	2,475	358	25	66	152	2,625	184	13	-	149,890
Non interest revenue	1,242	13,757	8,657	18,839	10,562	264	536	729	(742)	1,056	53	(1,829)	53,124
<b>Total income</b>	<b>1,237</b>	<b>157,098</b>	<b>9,313</b>	<b>21,314</b>	<b>10,920</b>	<b>289</b>	<b>602</b>	<b>881</b>	<b>1,883</b>	<b>1,240</b>	<b>66</b>	<b>(1,829)</b>	<b>203,014</b>
Staff costs	(1,657)	(15,822)	(1,434)	(3,090)	(1,214)	-	(75)	(237)	(557)	(206)	(307)	-	(24,599)
Operating expenses	(4,008)	(53,787)	(819)	(5,221)	(1,759)	(18)	(123)	(200)	(885)	(191)	(267)	1,829	(65,449)
Credit impairment charges	-	4,134	(533)	4	(59)	-	(41)	(1)	(56)	1	-	-	3,449
<b>Total expenses</b>	<b>(5,665)</b>	<b>(65,475)</b>	<b>(2,786)</b>	<b>(8,307)</b>	<b>(3,032)</b>	<b>(18)</b>	<b>(239)</b>	<b>(438)</b>	<b>(1,498)</b>	<b>(396)</b>	<b>(574)</b>	<b>1,829</b>	<b>(86,599)</b>
<b>Profit before tax</b>	<b>(4,428)</b>	<b>91,623</b>	<b>6,527</b>	<b>13,007</b>	<b>7,888</b>	<b>271</b>	<b>363</b>	<b>443</b>	<b>385</b>	<b>844</b>	<b>(508)</b>	<b>-</b>	<b>116,415</b>
Tax	(6)	(23,923)	(2,833)	(4,282)	(2,724)	(4)	(106)	(149)	(29)	(297)	-	-	(34,353)
<b>Profit for the period</b>	<b>(4,434)</b>	<b>67,700</b>	<b>3,694</b>	<b>8,725</b>	<b>5,164</b>	<b>267</b>	<b>257</b>	<b>294</b>	<b>356</b>	<b>547</b>	<b>(508)</b>	<b>-</b>	<b>82,062</b>
At 31 March 2024	(6,220)	37,518	833	7,886	5,442	182	46	170	70	148	(436)	-	45,639

**Risk management  
for the period ended 31 March 2025**

**Risk management**

Risk management is at the core of the operating and management structures of the group. The group seeks to limit adverse variations in earnings and equity by managing the balance sheet and capital within specified levels of risk appetite. Managing and controlling risks, and in particular avoiding undue concentrations of exposure and limiting potential losses from stress events are essential elements of the group's risk management and control framework, which ultimately leads to the protection of the group's reputation and brand.

The most important types of risk arising from financial instruments are credit risk, liquidity risk and market risk. The management of these risks is discussed in the consolidated financial statements of the group as at and for the year ended 31 December 2024.

There have been no significant change in the group's risk factors and uncertainties relative to those described in the consolidated financial statements as at and for the year ended 31 December 2024.

**Capital management**

**Capital adequacy**

The group manages its capital base to achieve a prudent balance between maintaining capital ratios to support business growth and depositor confidence, and providing competitive returns to shareholders. The capital management process ensures that each group entity maintains sufficient capital levels for legal and regulatory compliance purposes. The group ensures that its actions do not compromise sound governance and appropriate business practices and it eliminates any negative effect on payment capacity, liquidity and profitability.

The Central Bank of Nigeria (CBN) adopted the Basel II capital framework with effect from 1 October 2014 and revised the framework in June 2015. Stanbic IBTC Bank has been compliant with the requirements of Basel II capital framework since it was adopted.

The CBN on 02 September 2021 advised banks to implement a set of Basel III guidelines effective from November 2021. Steps are being taken to ensure full compliance.

**Regulatory Capital**

The group's regulatory capital is split into two:

Tier 1 capital includes ordinary share capital, share premium, retained earnings, statutory reserves, other reserves and non controlling interest less deferred tax asset.

Tier 2 capital includes subordinated debts and revaluation reserves.

Investment in unconsolidated subsidiaries are deducted from Tier 1 and 2 capital to arrive at total regulatory capital.

STANBIC IBTC HOLDINGS PLC

Risk and capital management (continued)  
for the period ended 31 March 2025

Capital management - BASEL II regulatory capital

Stanbic IBTC Group	Basel II	*Basel III	Basel II	*Basel III
	Group 31 Mar. 2024 N'million	Group 31 Mar. 2024 N'million	Group 31 Dec 2024 N'million	Group 31 Dec 2024 N'million
<b>Tier 1</b>	605,586	605,586	613,305	613,306
Paid-up share capital	6,479	6,479	6,479	6,479
Share premium	102,780	102,780	102,780	102,780
General reserve (retained profit)	323,364	323,364	332,122	332,122
SMEEIS reserve	1,039	1,039	1,039	1,039
AGSMEIS reserve	29,147	29,147	29,147	29,147
Statutory reserve	134,019	134,019	132,980	132,980
Other reserves	-	-	-	-
IFRS 9 Transitional Adjustment Relief	-	-	-	-
Non controlling interests	8,758	8,758	8,758	8,758
Less: regulatory deduction	1,948	1,948	18,108	18,108
Goodwill	-	-	-	-
Deferred tax assets	324	324	324	324
Other intangible assets	1,624	1,624	1,721	1,721
Current period losses	-	-	-	-
Under impairment	-	-	-	-
Reciprocal cross-holdings in ordinary shares of financial institutions	-	-	-	-
Investment in the capital of banking and financial institutions	-	-	-	-
Investment in the capital of financial subsidiaries	-	-	-	-
Excess exposure(s) over single obligor without CBN approval	-	-	16,063	16,063
Exposures to own financial holding company	-	-	-	-
Unsecured lending to subsidiaries within the same group	-	-	-	-
Eligible Tier I capital	603,638	603,638	595,197	595,197
<b>Additional Tier I Capital</b>				
Instruments issued by consolidated subsidiaries and held by third parties	36	36	44	44
Eligible Tier I capital	603,674	603,674	595,241	595,241
<b>Tier II</b>	117,781	117,781	121,244	121,244
Instruments issued by consolidated subsidiaries and held by third parties	180	180	220	220
Subordinated term debt	109,274	109,274	112,697	112,697
Other comprehensive income (OCI)	8,327	8,327	8,327	8,327
Less: regulatory deduction	-	-	-	-
Reciprocal cross-holdings in ordinary shares of financial institutions	-	-	-	-
Investment in the capital of banking and financial institutions	-	-	-	-
Investment in the capital of financial subsidiaries	-	-	-	-
Exposures to own financial holding company	-	-	-	-
Unsecured lending to subsidiaries within the same group	-	-	-	-
Eligible Tier II capital	117,781	117,781	121,244	121,244
<b>Total regulatory capital</b>	<b>721,455</b>	<b>721,455</b>	<b>716,485</b>	<b>716,485</b>
<b>Risk weighted assets:</b>				
Credit risk	3,413,607	3,413,607	3,847,206	3,847,206
Operational risk	773,933	773,933	530,838	530,838
Market risk	40,457	40,457	54,355	54,355
<b>Total risk weighted asset</b>	<b>4,227,997</b>	<b>4,227,997</b>	<b>4,432,399</b>	<b>4,432,399</b>
<b>Total capital adequacy ratio</b>	<b>17.06%</b>	<b>17.06%</b>	<b>16.16%</b>	<b>16.16%</b>
<b>Tier I capital adequacy ratio</b>	<b>14.28%</b>	<b>14.28%</b>	<b>13.43%</b>	<b>13.43%</b>
<b>Common Equity Tier I capital adequacy ratio</b>	<b>14.28%</b>	<b>14.28%</b>	<b>13.43%</b>	<b>13.43%</b>
<b>Leverage:</b>				
Total exposure measure	N/A	603,674	N/A	475,322
Capital measure	N/A	7,560,570	N/A	5,622,943
Leverage ratio	N/A	8.0%	N/A	8.5%

\*Capital adequacy ratio stood at 17.1% under Basel III guidelines. The Basel III guidelines were released on 02 September 2021 by the CBN to further strengthen the resilience of Nigerian banks by increasing the minimum requirement for high quality capital which can absorb losses on a going concern basis, and by requiring banks to build up additional capital buffers to cushion against future unexpected losses. The implementation of the Basel III guidelines commenced with a parallel run with the Basel II guidelines effective from November 2021.

**Risk and capital management (continued)  
for the period ended 31 March 2025**
**Capital management - BASEL II regulatory capital**

Stanbic IBTC Bank PLC	Basel II * 31 Mar. 2024 N'million	Basel III 31 Mar. 2024 N'million	Basel II 31 Dec 2024 N'million	*Basel III 31 Dec 2024 N'million
<b>Tier 1</b>	455,285	455,285	455,285	455,285
Paid-up share capital	20,000	20,000	20,000	20,000
Share premium	42,469	42,469	42,469	42,469
General reserve (Retained Profit)	255,339	255,339	255,339	255,339
SMEEIS reserve	1,039	1,039	1,039	1,039
AGSMEEIS reserve	29,132	29,132	29,132	29,132
Statutory reserve	107,306	107,306	107,306	107,306
Other reserves	-	-	-	-
IFRS 9 Transitional Adjustment Relief	-	-	-	-
Non controlling interests	-	-	-	-
Less: regulatory deduction	1,486	1,486	17,740	17,740
Goodwill	-	-	-	-
Deferred tax assets	-	-	-	-
Other intangible assets	1,486	1,486	1,677	1,677
Investment in the capital of financial subsidiaries	-	-	-	-
Excess exposure(s) over single obligor without CBN approval	-	-	16,063	16,063
Exposures to own financial holding company	-	-	-	-
Unsecured lending to subsidiaries within the same group	-	-	-	-
Unsecured lending to subsidiaries within the same group	-	-	-	-
Eligible Tier I capital	453,799	453,799	437,545	437,545
<b>Tier II</b>	110,816	110,816	114,239	114,239
Hybrid (debt/equity) capital instruments	-	-	-	-
Subordinated term debt	109,274	109,274	112,697	112,697
Other comprehensive income (OCI)	1,542	1,542	1,542	1,542
Reciprocal cross-holdings in ordinary shares of financial institutions	-	-	-	-
Investment in the capital of banking and financial institutions	-	-	-	-
Investment in the capital of financial subsidiaries	-	-	-	-
Exposures to own financial holding company	-	-	-	-
Unsecured lending to subsidiaries within the same group	-	-	-	-
Eligible Tier II capital	110,816	110,816	114,239	114,239
<b>Total regulatory capital</b>	<b>564,615</b>	<b>564,615</b>	<b>551,784</b>	<b>551,784</b>
<b>Risk weighted assets:</b>				
Credit risk	3,309,329	3,244,669	3,847,206	3,847,206
Operational risk	587,081	587,081	332,690	332,690
Market risk	40,313	40,313	61,327	61,347
<b>Total risk weight asset</b>	<b>3,936,723</b>	<b>3,872,063</b>	<b>4,241,223</b>	<b>4,241,243</b>
Total capital adequacy ratio	14.34%	14.58%	13.01%	13.01%
Tier I capital adequacy ratio	11.53%	11.72%	10.32%	10.32%
Common Equity Tier I capital adequacy ratio	11.53%	11.72%	10.32%	10.32%
<b>Leverage:</b>				
Capital measure	N/A	453,799	N/A	437,545
Total exposure measure	N/A	7,009,196	N/A	7,009,196
Leverage ratio	N/A	6.47%	N/A	6.24%

\*Capital adequacy ratio stood at 14.34% and 14.59% under Basel II and Basel III guidelines respectively. The Basel III guidelines were released on 02 September 2021 by the CBN to further strengthen the resilience of Nigerian banks by increasing the minimum requirement for high quality capital which can absorb losses on a going concern basis, and by requiring banks to build up additional capital buffers to cushion against future unexpected losses. The implementation of the Basel III guidelines commenced with a parallel run with the Basel II guidelines effective from November 2021.