

Press release

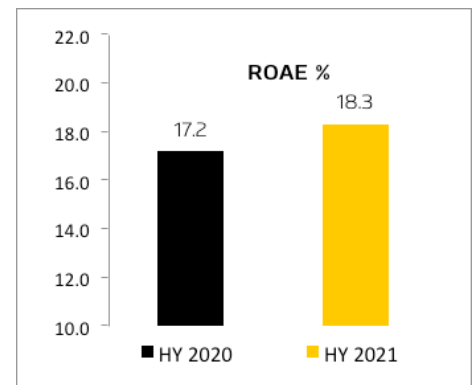
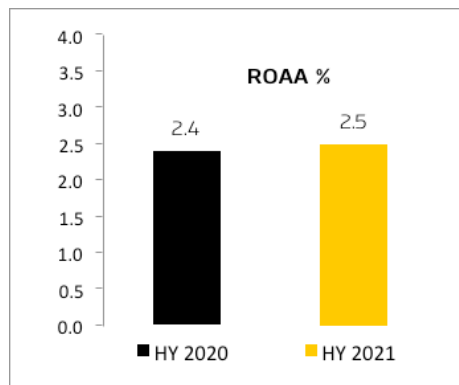
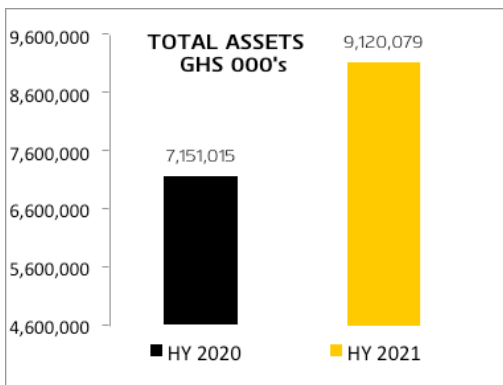
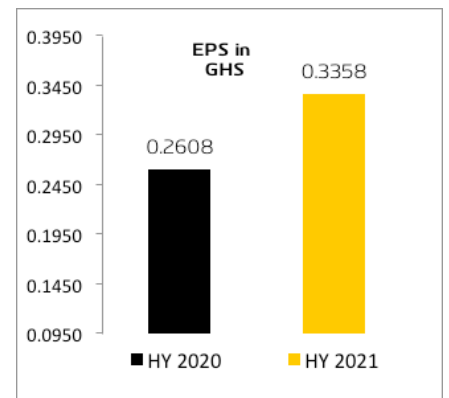
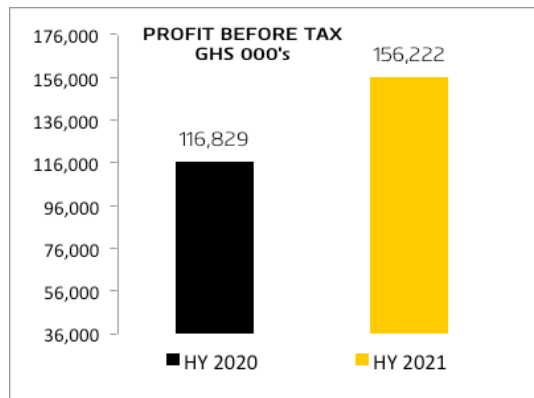
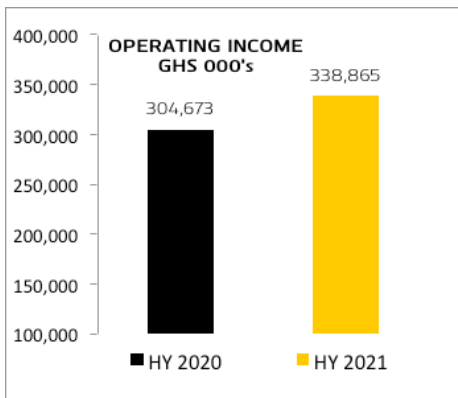
Half Year 2021 Unaudited Results

Forward Together



CalBank

HY-2021 Unaudited Results Highlights



Summary Financial Review

Selected Income Statement Highlights			
For the Half Year to 30th June 2021 (in millions of Ghana Cedis except per share data and ratios)	Unaudited 2021	Unaudited 2020	YoY
Net interest income	232.7	263.2	(5.9%)
Net fees and Commission income	17.9	14.8	21.1%
Net trading and other income	88.2	26.6	231.2%
Operating income (net revenue)	338.9	304.7	11.2%
Operating expenses	(159.0)	(143.4)	(10.9%)
Impairment losses on financial assets	(23.6)	(44.5)	46.9%
Profit before tax	156.2	116.8	33.7%
Taxation	(51.2)	(35.1)	(45.8%)
Profit for the period	105.0	81.7	28.5%
Per Share Data (GHS)			
Basic EPS	0.34	0.26	28.7%

Selected Balance Sheet Information			
For the Half Year to 30th June 2021 (in millions of Ghana Cedis except per share data and ratios)	Unaudited 2021	Unaudited 2020	YoY
Gross loans and advances to customers	2,483	3,046	(18.5%)
Less: allowance for impairments	279	259	(7.7%)
Net loans and advances to customers	2,204	2,787	(20.9%)
Total Deposits	5,648	3,895	45.0%
Borrowings	2,043	1,953	4.6%
Total assets	9,120	7,151	27.5%
Total shareholders' equity	1,168	1,057	10.6%
Gross Loans-to-total deposit ratio	44.0%	78.2%	(43.8%)
Total capital adequacy ratio (CAR)	19.5%	22.7%	-
Tier 1 capital adequacy ratio	17.5%	20.7%	-
End-of-period ordinary shares outstanding (millions of shares)	627	627	-
Per Share Data (in GHS)			
Book value per ordinary share, BVPS (GHS)	1.83	1.66	10.1 %
Tangible book value per ordinary share, TBVPS (GHS)	1.79	1.59	12.4%
Share price -End of Period (GHS)	0.70	0.73	(18.6%)

Key Ratios Half Year 2021	2021	2020
Return on Average Assets (ROAA)	2.5%	2.4%
Return on Average Equity (ROAE)	18.3%	17.2%
Cost of funds	6.3%	7.5%
Net interest margin (NIM)	7.1%	9.5%
Cost-to-income ratio (CIR)	46.9%	47.1%
Cost-of-risk (CoR)	1.9%	2.9%
Effective tax rate (ETR)	32.8%	30.1%
Liquidity Ratio	79.3%	59.7%
NPL Ratio	13.8%	10.8%
NPL Coverage Ratio	81.5%	78.9%

FOR FURTHER INFORMATION:

CalBank

Dzifa Amegashie (Head, Investor Relations): +233 (0)261 513134 or damegashie@calbank.net

More information about CalBank PLC ("Cal") available at www.calbank.net /www.calbank.investoreports.com